

# GENERAL CATALOG

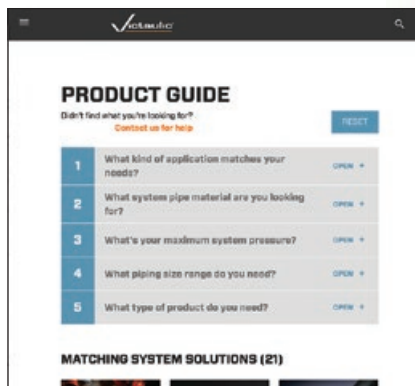
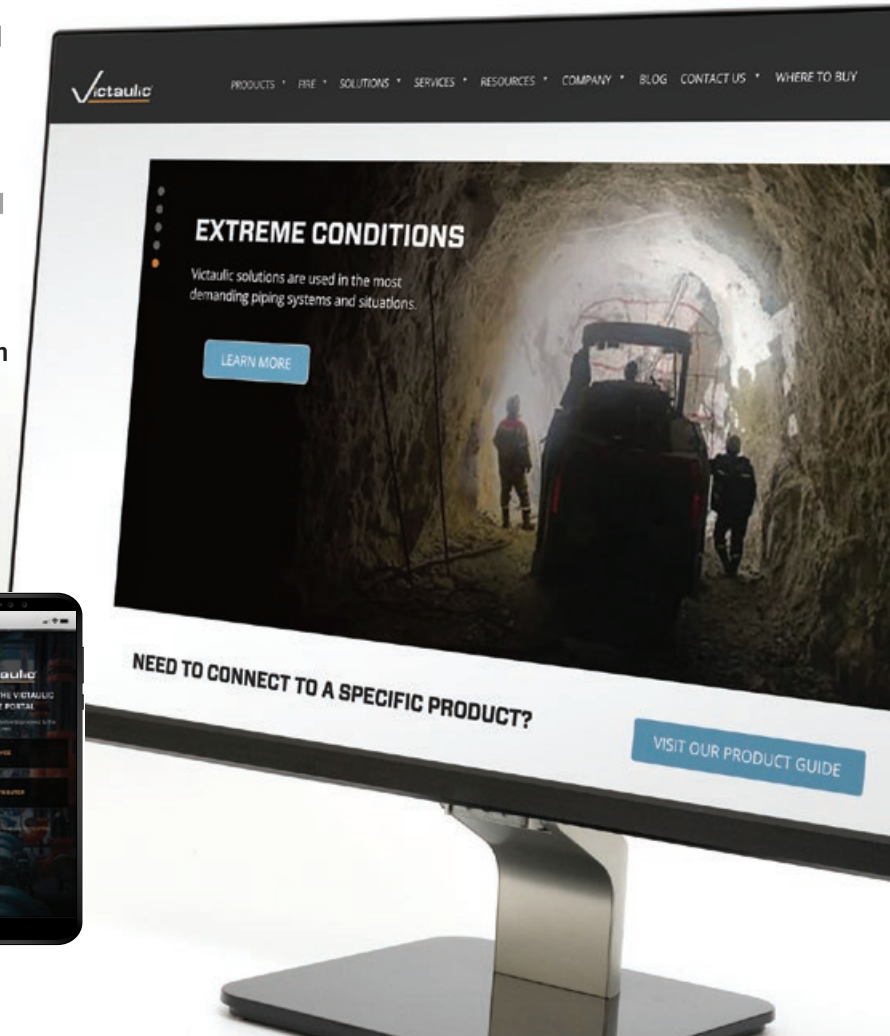
Effective March 2020



# VICTAULIC ONLINE

ANY SCREEN, ANY TIME.

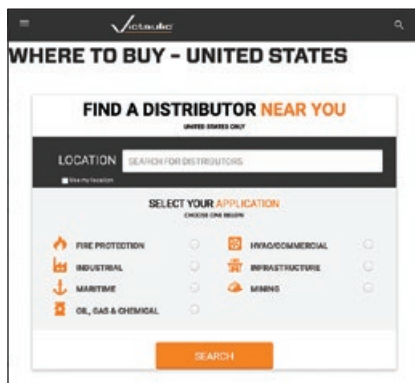
You're on the go but you still need information on demand. Victaulic keeps up with you — from our mobile-friendly website to growing suite of applications and on-line resources.



PRODUCT GUIDE



MOBILE



WHERE TO BUY (U.S. ONLY)



BLOG



CAREERS

Easily look up product information, browse the deep gallery of instructional videos, engage and share our blog thought-leadership content or just reach out via live chat support. Engineering confidence starts with direct connection.

# NO CHALLENGE IS TOO EXTREME.

From the world's tallest skyscrapers to its deepest mines, Victaulic system solutions are engineered to ensure reliability and durability in every condition, no matter how extreme.

# EXTREME INNOVATION

For more information visit [extremeinnovation.com](http://extremeinnovation.com)



## CORROSIVE CONDITIONS

### Tackling Extreme Conditions in the Subsea

Victaulic brings Santa Barbara desalination facility back online in record time



## MINING TO EXTREME DEPTHS

### Unearthing Our Greatest Resources

Nearly a century of innovation from Victaulic helps make critical mining processes safer, faster and more efficient



## SMOTHERING THE BLAZE

### Extinguishing Extreme Fires Worldwide

Global Supertanker needed a solution to reliably withstand the high shock load and movement that occur in aerial fire containment environments

## GENERAL CATALOG TABLE OF CONTENTS


Continuing Education	ii	Plain End System for Carbon Steel	47	Aquamine™ PVC System	113
Victaulic® Virtual Design and Construction	iii	Stainless Steel System	53	CPVC/PVC System	119
The Victaulic Difference	iv	Potable Water System	71	Specialty Systems	123
Original Groove System (OGS)	1	Shouldered Steel System	81	Pipe Preparation Tools	133
Advanced Groove System (AGS)	27	Ductile Iron System	85	Gaskets/Seals/O-Rings	163
Victaulic Bolted Split-Sleeve Products (VBSP)	37	High Performance System for Steam and Chemical Services	91	Design Data	165
Hole Cut System	43	Hydronic Balancing Solutions	95	Reference Guide	166
		System Solution for HDPE Pipe	109	Warranty	171
				Regulatory Compliance	172



# CONTINUING EDUCATION

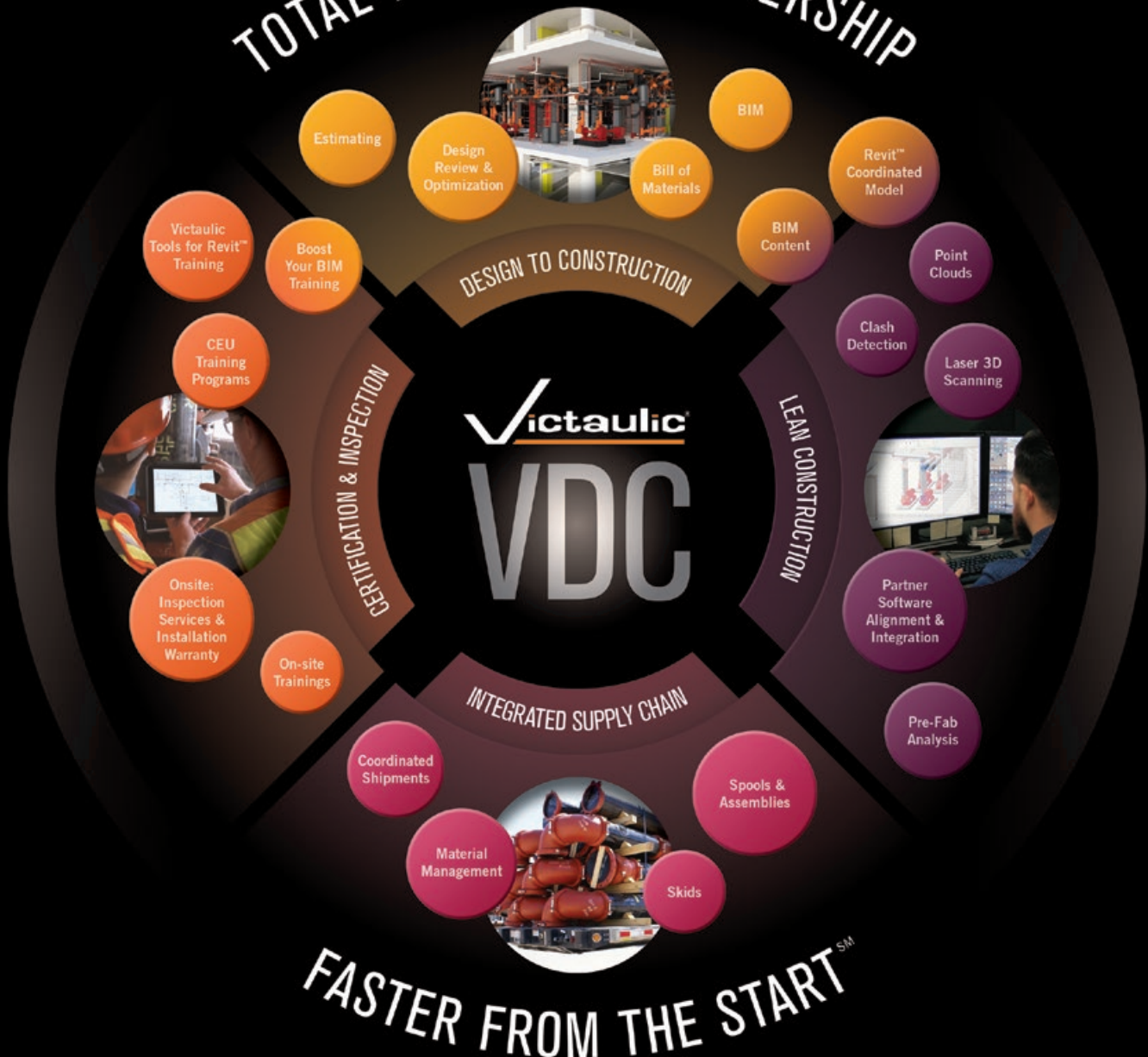
Victaulic offers a wide variety of continuing education courses. From one-hour seminars to full-day events, these courses provide education on key industry concepts and Victaulic® solutions. Continuing education courses are created for owners, engineers, contractors, the inspection community, and anyone seeking to expand their knowledge of Victaulic and the industry surrounding the pipe joining and flow control markets.

For more information on the Victaulic® University Continuing Education courses or to schedule your training, please contact your local sales representative or email us at: [VictaulicUniversity@victaulic.com](mailto:VictaulicUniversity@victaulic.com)



[VictaulicUniversity.com](http://VictaulicUniversity.com)

# TOTAL PROJECT PARTNERSHIP



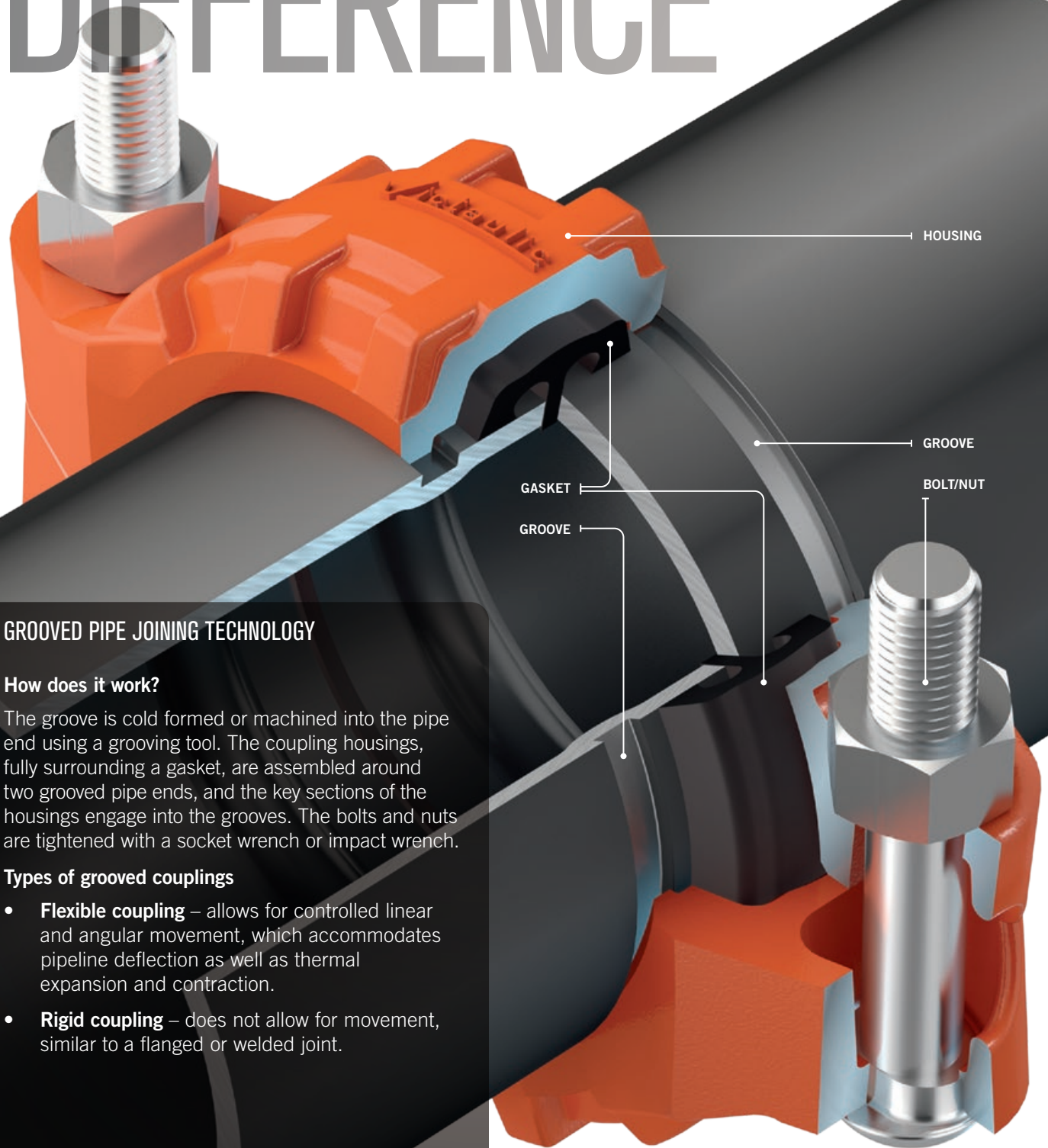
# FASTER FROM THE START<sup>SM</sup>

# VIRTUAL & DESIGN & CONSTRUCTION

**PROVIDING SERVICES WHEN YOU NEED THEM, AT ANY STAGE OF YOUR PROJECT**

With customized services tailored to the entire scope of the construction timeline, Victaulic is your trusted source for industry leading deliverables – on your schedule. For more information please contact your local Victaulic Representative.

# THE VICTAULIC® DIFFERENCE



## GROOVED PIPE JOINING TECHNOLOGY

### How does it work?

The groove is cold formed or machined into the pipe end using a grooving tool. The coupling housings, fully surrounding a gasket, are assembled around two grooved pipe ends, and the key sections of the housings engage into the grooves. The bolts and nuts are tightened with a socket wrench or impact wrench.

### Types of grooved couplings

- **Flexible coupling** – allows for controlled linear and angular movement, which accommodates pipeline deflection as well as thermal expansion and contraction.
- **Rigid coupling** – does not allow for movement, similar to a flanged or welded joint.

At the core of all of the benefits that Victaulic® [solutions](#) bring to a project – such as productivity, safety, design flexibility and quality – are the unique features of our products.



**VICTAULIC GROOVED END PIPING SYSTEMS PROVIDE:**




**Easy system maintenance and expansion** – through simple coupling disassembly that allows for easy access.



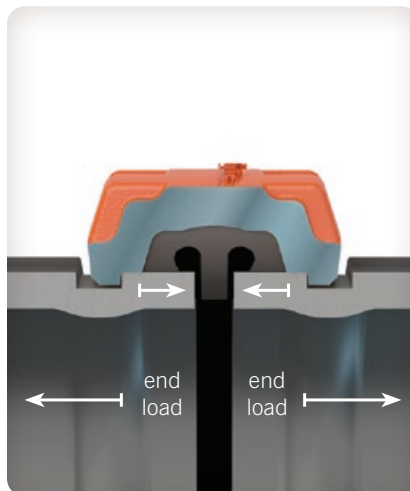
**Alignment ease** – through a design that allows for full rotation of the pipe and system components before tightening.



**Flexibility** – with the inherent axial movement and deflection properties of flexible couplings in a groove system. May be used to accommodate pipeline thermal expansion and contraction, misalignment and settlement, and seismic stresses.



**Noise and vibration attenuation** – by isolating the transference of vibration at each joint.



**Self restrained pipe joints** – couplings engage the pipe grooves to hold the pipes against full pressure thrust loads without the need for supplemental restraints.



**Rigidity** – with an angled bolt pad design that provides positive clamping of the pipe to resist torsional and flexural loads.

## Original Groove System (OGS)

The Victaulic® grooved piping system is the most versatile, economical, and reliable piping system available. Up to three times faster to install than a welded system, and more dependable than a threaded or flanged assembly, the Victaulic approach reduces risk and total installed cost. The system is designed for roll grooved or cut grooved standard pipe or roll grooved light wall pipe. Also, pipe end preparation is fast and easy. It can be done on the job site or in the fabrication shop with a variety of *Victaulic* grooving tools.

With the introduction of *Victaulic* Installation-Ready™ technology, the original groove system has evolved to a new level. Grooved couplings featuring this patented *Victaulic* technology install ten times faster than other pipe joining methods. Why is it different? Prior to *Victaulic* Installation-Ready technology, grooved coupling assembly

consisted of disassembling the coupling by removing the bolts and nuts, removing the gasket, fitting the gasket over the gap between two grooved pipe ends, positioning the housings around the gasket, and tightening down the bolts and nuts. Couplings featuring *Installation-Ready* technology come pre-assembled and are simply pushed onto a grooved pipe end, joined by a second grooved pipe end, and then the bolts and nuts are tightened down. What previously required minutes, now takes only seconds.





*Installation-Ready*  
Cross Section



### Couplings and Outlets

	<b>page</b>
 QuickVic™ Rigid Coupling (Style 107N)	3
 QuickVic Flexible Coupling (Style 177N)	3
 Zero-Flex™ Rigid Coupling (Style 07)	3
 Flexible Coupling (Style 77)	4
 Flexible Coupling (Style 75)	4
 Reducing Coupling (Style 750)	4
 Snap-Joint™ Coupling (Style 78)	5
 High Pressure Rigid Coupling (Style HP-70)	5
 Outlet Coupling (Style 72)	44
 Mechanical-T Bolted Branch Outlet and Cross Assemblies (Style 920/920N)	44
 Strapless Outlet (Style 923)	45
 Strapless Thermometer Outlet (Style 924)	45
 Mechanical-T Spigot Outlet (Style 926)	45





### Vic-Ring Couplings

	<b>page</b>
 Vic-Ring Coupling (Style 41)	6
 Vic-Ring Coupling (Style 44)	6




### Adapters

	<b>page</b>
 Vic-Flange Adapter (Style 741)	7
 Vic-Flange Adapter (Style 743)	7

### Fittings

	<b>page</b>
 Elbows	8
 Tees, Crosses, Wyes and Laterals	9
 Adapters, Nipples, Reducers, Caps and Plugs	10
 Pipe Anchors	11








### Expansion Joints

	<b>page</b>
 Mover Expansion Joint (Style 150)	11
 Expansion Joint (Style 155)	11
 Dynamic Movement Joint (Style 257)	12











**Valves**

	Butterfly Valves	12
	Check Valves	13–14
	Ball Valves	14–15
	Plug Valves	16
	Delta-Y Valve Assembly	16
	Knife Gate Valve	16
	Gate Valves	17
	Diverter Valves	18
	Hydraulic Control Valves and Strainer	19
	Air Valves	20–21

**pages**




**Equipment Modules**

	Outlet Fitting	24
	Vibration Isolation Air Handling Unit Drops	24
	Inlet Vibration Isolation Pump Drops	25
	Outlet Vibration Isolation Pump Drops	26
	Pressure Reducing Valve Stations	75
	Standard KOIL-KIT™ Coil Packs	104

**page**

**Strainers and Diffusers**

**page**

	Suction Diffuser (Series 731-D)	23
	<i>Vic-Strainer</i> Tee Type (Series 730)	23
	<i>Vic-Strainer</i> Wye Type (Series 732)	23

## Original Groove System (OGS)

INSTALLATION-  
READY™

## QuickVic™ Rigid Coupling

STYLE 107N

[Download publication 06.23](#) for complete information

- Angled bolt pad housing design provides rigidity
- Sizes from 2–12" | DN50–DN300
- Pressures up to 750 psi | 5171 kPa | 52 bar
- [Download publication 17.01](#) for applications in stainless steel systems
- [Download publication 21.04](#) for applications in aluminum systems

## Certifications/Listings:


[Download publication 10.01](#) for Fire Protection Certifications/Listings
INSTALLATION-  
READY™

## QuickVic™ Flexible Coupling

STYLE 177N

[Download publication 06.24](#) for complete information

- Flexible pipe joint which allows for expansion, contraction and deflection
- Sizes from 2–8" | DN50–DN200
- Pressures up to 1000 psi | 6895 kPa | 69 bar
- [Download publication 17.01](#) for applications in stainless steel systems
- [Download publication 21.04](#) for applications in aluminum systems
- [Download publication 32.01](#) for applications in PVC systems

## Certifications/Listings:


[Download publication 10.01](#) for Fire Protection Certifications/Listings


## Zero-Flex™ Rigid Coupling

STYLE 07

[Download publication 06.02](#) for complete information

- Angled bolt pad housing design provides rigidity
- Sizes from 1–12" | DN25–DN300
- Pressures up to 750 psi | 5171 kPa | 52 bar
- For sizes 14–50" | DN350–DN1250, [download publication 20.02](#) for information on AGS Style W07

## Certifications/Listings:


[Download publication 10.01](#) for Fire Protection Certifications/Listings



## Certifications/Listings:




[Download publication 10.01](#) for Fire Protection Certifications/Listings

## Flexible Coupling

## STYLE 77

[Download publication 06.04](#) for complete information

- Flexible pipe joint which allows for expansion, contraction and deflection
- Sizes from  $\frac{3}{4}$ –24" | DN20–DN600
- Pressures up to 1000 psi | 6895 kPa | 69 bar
- For sizes 14–78" | DN350–DN1950, [download publication 20.03](#) for information on AGS Style W77
- [Download publication 32.01](#) for applications in PVC systems
- [Download publication 21.01](#) for information on Style 77A for applications in aluminum systems



## Certifications/Listings:




[Download publication 10.01](#) for Fire Protection Certifications/Listings

## Flexible Coupling

## STYLE 75

[Download publication 06.05](#) for complete information

- Lightweight coupling for moderate pressures
- Flexible pipe joint which allows for expansion, contraction and deflection
- Sizes from 1–8" | DN25–DN200
- Pressures up to 500 psi | 3447 kPa | 34 bar
- [Download publication 32.01](#) for applications in PVC systems



## Certifications/Listings:



[Download publication 10.01](#) for Fire Protection Certifications/Listings


## Reducing Coupling

## STYLE 750

[Download publication 06.08](#) for complete information

- Replaces two couplings and a reducing fitting
- Sizes from 2–10" | DN50–DN250
- Pressures up to 500 psi | 3447 kPa | 34 bar

## Original Groove System (OGS)



## Snap-Joint™ Coupling

STYLE 78

[Download publication 06.09](#) for complete information

- Designed for quick disconnect service
- Sizes from 1–8" | DN25–DN200
- Pressures up to 300 psi | 2068 kPa | 21 bar
- [Download publication 21.02](#) for information on Style 78A for applications in aluminum systems

## Certifications/Listings:



## High Pressure Rigid Coupling

STYLE HP-70

[Download publication 06.12](#) for complete information

- Heavy housing for high pressure service
- Sizes from 2–16" | DN50–DN400
- Pressures up to 1000 psi | 6895 kPa | 69 bar

## Certifications/Listings:



[Download publication 10.01](#) for Fire Protection Certifications/Listings



## Vic-Ring Coupling

### STYLE 41

[Download publication 16.04](#) for complete information

- Provided with a variety of ring options to maintain full pipe wall thickness for abrasive systems
- Sizes from 30–66" | DN750–DN1650
- Pressures up to 90 psi | 621 kPa | 6 bar
- For AGS *Vic-Ring* products, see pg. 29
- Regional availability, contact [Victaulic](#) for details



## Vic-Ring Coupling

### STYLE 44

[Download publication 16.05](#) for complete information

- Provided with a variety of ring options to maintain full pipe wall thickness for abrasive systems
- Sizes from 4–60" | DN100–DN1500
- Pressures up to 175 psi | 1207 kPa | 12 bar
- For AGS *Vic-Ring* products, see pg. 29
- Regional availability, contact [Victaulic](#) for details

## Original Groove System (OGS)



## Certifications/Listings:



[Download publication 10.01](#) for Fire Protection Certifications/Listings

**Vic-Flange Adapter**

## STYLE 741

[Download publication 06.06](#) for complete information

- ANSI Class 125 and 150, Australian Standard Table E, and PN10/16 flanges
- Sizes from 2–24" | DN50–DN600
- Pressures up to 300 psi | 2068 kPa | 21 bar
- For AGS sizes 14–24" | DN350–DN600, [download publication 20.04](#) for information on AGS Style W741
- [Download publication 32.01](#) for applications in PVC systems



## Certifications/Listings:



[Download publication 10.01](#) for Fire Protection Certifications/Listings

**Vic-Flange Adapter**

## STYLE 743

[Download publication 06.06](#) for complete information

- ANSI Class 300 flanges
- Sizes from 2–12" | DN50–DN300
- Pressures up to 720 psi | 4964 kPa | 50 bar



## Fittings

[Download publication 07.01](#) for complete information on OGS grooved end fittings for carbon steel pipe



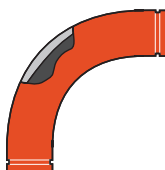
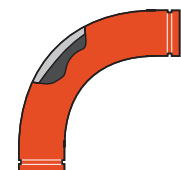
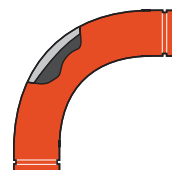












- Standard fitting pressure ratings conform to ratings of installed coupling
- All fittings supplied with grooves or shoulders for fast installation
- Fittings available from 3/4–24" | DN20–DN600
- For AGS sizes 14–60" | DN350–DN1500, [download publication 20.05](#) for complete information

### Certifications/Listings:



[Download publication 10.01](#) for Fire Protection Certifications/Listings

### Elbows

				
<b>No. 10</b> 90° Elbow	<b>No. 100-1½D</b> 90° 1½ D Long Radius Elbow	<b>No. 100-3D</b> 90° 3 D Long Radius Elbow	<b>No. 100-5D</b> 90° 5 D Long Radius Elbow	<b>No. 100-6D</b> 90° 6 D Long Radius Elbow
				
<b>No. 11</b> 45° Elbow	<b>No. 110-1½D</b> 45° 1½ D Long Radius Elbow	<b>No. 110-3D</b> 45° 3 D Long Radius Elbow	<b>No. 110-5D</b> 45° 5 D Long Radius Elbow	<b>No. 110-6D</b> 45° 6 D Long Radius Elbow
				
<b>No. 12</b> 22½° Elbow	<b>No. 13</b> 11¼° Elbow	<b>No. 18</b> 90° Adapter Elbows	<b>No. 19</b> 45° Adapter Elbows	
				
<b>No. 10-DR</b> Drain Elbow	<b>No. R-10G</b> Reducing Base Support Elbows (OGS Groove x OGS Groove)	<b>No. R-10F</b> Reducing Base Support Elbows (OGS Groove x Flange)		

For 3D, 5D and 6D long radius bends, [download publication 07.02](#)

For Schedule 80 3D long radius cast ductile iron elbows, [download publication 07.12](#)

For coating options, [download publication 07.01](#)



## Original Groove System (OGS)



## Fittings

[Download publication 07.01](#) for complete information on OGS grooved end fittings for carbon steel pipe

- Standard fitting pressure ratings conform to ratings of installed coupling
- All fittings supplied with grooves or shoulders for fast installation
- Fittings available from ¾–24" | DN20–DN600
- For AGS sizes 14–60" | DN350–DN1500, [download publication 20.05](#) for complete information

## Certifications/Listings:



[Download publication 10.01](#) for Fire Protection Certifications/Listings

## Tees, Crosses, Wyes, and Laterals



**No. 20**  
Tee



**No. 25**  
Grooved Branch  
Reducing Tee



**No. 29M**  
Tee with  
Threaded Branch



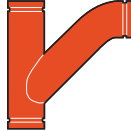
**No. 29T**  
Threaded Branch  
Reducing Tee



**No. 30**  
45° Lateral



**No. 30-R**  
45° Reducing  
Lateral



**No. 32**  
Tee Wye



**No. 32-R**  
Reducing  
Tee Wye



**No. 33**  
True Wye



**No. 35**  
Cross





## Fittings

[Download publication 07.01](#) for complete information on OGS grooved end fittings for carbon steel pipe

- Standard fitting pressure ratings conform to ratings of installed coupling
- All fittings supplied with grooves or shoulders for fast installation
- Fittings available from ¾–24" | DN20–DN600
- For AGS sizes 14–60" | DN350–DN1500, [download publication 20.05](#) for complete information

### Certifications/Listings:



[Download publication 10.01](#) for Fire Protection Certifications/Listings

## Adapters, Nipples, Caps and Plugs



**No. 40**  
Adapter Nipple  
(OGS Groove x  
Thread)



**No. 41**  
ANSI Class 125  
Flanged Adapter  
Nipple



**No. 41-DN**  
PN10/16  
Flanged Adapter  
Nipple



**No. 42**  
Adapter Nipple  
(OGS Groove x  
Bevel)



**No. 43**  
Adapter Nipple  
(OGS Groove x  
OGS Groove)



**No. 45F**  
ANSI Class 150  
Flat Face  
Flanged Adapter  
Nipple



**No. 45FE**  
PN10/16  
Flat Face  
Flanged Adapter  
Nipple



**No. 45R**  
ANSI Class 150  
Raised Face  
Flanged Adapter  
Nipple



**No. 45RE**  
PN10/16  
Raised Face  
Flanged Adapter  
Nipple



**No. 46F**  
ANSI Class 300  
Flat Face  
Flanged Adapter  
Nipple



**No. 46R**  
ANSI Class 300  
Raised Face  
Flanged Adapter  
Nipple



**No. 48**  
Hose Nipple



**No. 50**  
Concentric  
Reducer



**No. 51**  
Eccentric  
Reducer



**No. 52**  
Small Threaded  
Reducer



**No. 53**  
Swaged Nipple  
(OGS Groove x  
OGS Groove)



**No. 54**  
Swaged Nipple  
(OGS Groove x  
Thread)



**No. 55**  
Swaged Nipple  
(Thread x  
OGS Groove)




**No. 60**  
Cap



**No. 61**  
Bull Plug



**No. 80**  
Female  
Threaded  
Adapter



## Pipe Anchor

NO. A10

NO. A40 for Tight Spaces

[Download publication 07.70](#) for No. A10

[Download publication 07.74](#) for No. A40

- Assists in directing pipe movement in piping system risers that are designed and installed exclusively with Victaulic Original Groove System (OGS) grooved products
- Sizes from 2–12" | DN50–DN300
- Pressures up to 500 psi | 3447 kPa | 34 bar



## Mover Expansion Joint

STYLE 150

[Download publication 09.04](#) for complete information

- Slip-type expansion joint providing up to 3" | 76 mm axial movement
- Sizes from 2–6" | DN50–DN150
- Pressures up to 350 psi | 2413 kPa | 24 bar



## Expansion Joint

STYLE 155

[Download publication 09.05](#) for complete information

- Combination of flexible couplings and custom grooved pipe spools, joined in tandem to provide increased expansion
- Style 155 grooved expansion joints are rated to the working pressure of the coupling used
- Sizes from ¾–12" | DN20–DN300
- For AGS sizes 14–24" | DN350–DN600, [download publication 20.12](#) for information on Style W155



## Dynamic Movement Joint

STYLE 257

[Download publication 09.17](#) for complete information

- M11 Compliant assembly built to accommodate dynamic movement up to 4" | 102 mm including differential settlement, seismic and thermal movement
- Sizes from 2–12" | DN50–DN300 carbon steel pipe
- Working pressure is equal to the Style 77 coupling on equivalent wall thickness pipe, [download publication 06.04](#) for complete information



Certifications/Listings:



[Download publication 10.01](#) for Fire Protection Certifications/Listings

## Vic-300™ MasterSeal™ Butterfly Valve

SERIES 761

[Download publication 08.20](#) for complete information

- Designed for bi-directional, dead end services to full working pressure
- Multiple seat, disc material and handle options available
- Sizes from 2–12" | DN50–DN300
- Pressures up to 300 psi | 2068 kPa | 21 bar
- For AGS sizes 14–24" | DN350–DN600, [download publication 20.06](#) for information on Series W761



Certifications/Listings:



[Download publication 10.01](#) for Fire Protection Certifications/Listings

## Butterfly Valve

SERIES 700

[Download publication 08.05](#) for complete information

- Two-piece stem permits narrow disc design for low pressure drop performance
- Supplied standard with aluminum bronze disc, 316 stainless steel optional
- Sizes from 1½–6" | DN40–DN150
- Pressures up to 200 psi | 1379 kPa | 14 bar

## Original Groove System (OGS)

High Pressure *Vic-Check Valve*

SERIES 716H

[Download publication 08.08](#) for complete information

- Provides leak-free sealing under conditions as low as 5 ft. | 1.5 m of head
- Sizes from 2–3" | DN50–DN80
- Pressures up to 365 psi | 2517 kPa | 25 bar
- For AGS sizes 14–24" | DN350–DN600, [download publication 20.08](#) for information on Series W715

## Certifications/Listings:


[Download publication 10.01](#) for Fire Protection Certifications/Listings
*Vic-Check Valve*

SERIES 716

[Download publication 08.08](#) for complete information

- Provides leak-free sealing under conditions as low as 5 ft. | 1.5 m of head
- Sizes from 2½–12" | 73.0 mm–DN300
- Pressures up to 300 psi | 2068 kPa | 21 bar
- For AGS sizes 14–24" | DN350–DN600, [download publication 20.08](#) for information on Series W715

## Certifications/Listings:


[Download publication 10.01](#) for Fire Protection Certifications/Listings


## Venturi Check Valve

SERIES 779

[Download publication 08.10](#) for complete information

- Check valve with integrated venturi with pressure taps for accurate measurement (flow measuring kit for differential pressure gauges/meters available)
- Sizes from 4–12" | DN100–DN300
- Pressures up to 300 psi | 2068 kPa | 21 bar

## Certifications/Listings:


[Download publication 10.01](#) for Fire Protection Certifications/Listings



## Certifications/Listings:



[Download publication 10.01](#) for Fire Protection Certifications/Listings

## Swing Check Valve

### SERIES 712

[Download publication 08.11](#) for complete information

- Designed for use with Victaulic® grooved fittings and couplings for fast installation on inlet and outlet ports
- Large access bonnet for easy maintenance
- Available with internal coating for corrosive services
- Sizes from 2–4" | DN50–DN100
- Pressures up to 300 psi | 2068 kPa | 21 bar
- For more information on swing check valves for stainless steel, see pg. 62
- Regional availability, contact [Victaulic](#) for details



## Certifications/Listings:



[Download publication 10.01](#) for Fire Protection Certifications/Listings

## Swing Check Valve

### SERIES 713

[Download publication 08.54](#) for complete information

- High pressure check valve designed for use with *Victaulic* grooved fittings and couplings for fast installation on inlet and outlet ports
- Large access bonnet for easy maintenance
- Available with internal coating for corrosive services
- Sizes from 2–4" | DN50–DN100
- Pressures up to 1000 psi | 6895 kPa | 69 bar
- Regional availability, contact [Victaulic](#) for details



## Vic-Ball Valve

### SERIES 721

[Download publication 08.14](#) for complete information

- Floating ball with standard port, reduces torque requirements
- Sizes from 4–6" | DN100–DN150
- Pressures up to 800 psi | 5515 kPa | 55 bar

## Original Groove System (OGS)

**Vic-Ball Valve**

SERIES 726

[Download publication 08.23](#) for complete information

- High pressure standard port NACE MR-01-75-compliant ball valve
- Available without a handle, or with a lever or gear operator
- Sizes from 1½–6" | DN40–DN150
- Pressures up to 1000 psi | 6895 kPa | 69 bar

**Certifications/Listings:**[Download publication 10.01](#) for Fire Protection Certifications/Listings**Ball Valve**

SERIES 727

[Download publication 08.42](#) for complete information

- High pressure enhanced port NACE MR-01-75-compliant ball valve
- Up to ⅓ better flow than competitive standard port ball valves
- Floating ball with standard port, reduces torque requirements
- Sizes from 2–6" | DN50–DN150
- Pressures up to 1500 psi | 10342 kPa | 103 bar

**Brass Body Ball Valve — Threaded**

SERIES 722

[Download publication 08.15](#) for complete information

- Standard port, female threaded end valve constructed from forged brass
- Sizes from ¼–2" | DN8–DN50
- Pressures up to 600 psi | 4137 kPa | 41 bar

**Certifications/Listings:**[Download publication 10.01](#) for Fire Protection Certifications/Listings



## Vic-Plug Valve

SERIES 377

[Download publication 08.12](#) for complete information

- Only eccentric grooved end plug valve made specifically for throttling services
- Available without handle, with lever operator or gear operator
- Sizes from 3–12" | DN80–DN300
- Pressures up to 175 psi | 1207 kPa | 12 bar



## Delta-Y Valve Assembly

STYLE DLY

[Download publication 07.08](#) for complete information

- Assembles with Style 107N rigid couplings, Series 761 Vic-300™ MasterSeal™ butterfly valves, and cast fittings
- Ideal for bulk cement/barite systems commonly found on offshore drilling platforms
- Sizes from 5–6" | 141.3 mm–DN150
- Pressures up to 300 psi | 2068 kPa | 21 bar



## Knife Gate Valve

SERIES 795

[Download publication 08.25](#) for complete information

- Designed for fluid lines containing solids and abrasive materials
- All wear parts can be replaced in-line without removing the valve from the pipeline
- Utilizes Installation-Ready™ technology to eliminate loose parts
- Manual, hydraulic, pneumatic, and electric actuation available
- Sizes from 3–12" | DN80–DN300
- Pressures up to 150 psi | 1035 kPa | 10 bar

Certifications/Listings:



[Download publication 10.01](#) for Fire Protection Certifications/Listings

## Original Groove System (OGS)



### Certifications/Listings:

This product is not agency listed for fire protection service.  
[Download publication 10.92](#) for fire service products.



### Certifications/Listings:

This product is not agency listed for fire protection service.  
[Download publication 10.92](#) for fire service products.



### Certifications/Listings:

This product is not agency listed for fire protection service.  
[Download publication 10.92](#) for fire service products.

## OS&Y Gate Valve

### SERIES 771M

[Download publication 08.45](#) for complete information

- Available as groove x groove or groove x flange
- For On/Off service only
- Sizes from 2½–12" | 73.0mm–DN300
- Pressures up to 250 psi | 1725 kPa | 17 bar

## OS&Y Gate Valve

### SERIES 371

[Download publication 08.48](#) for complete information

- Conforms to AWWA C-509 requirements
- For On/Off service only
- Series 371 sizes from 2½–12" | 73.0mm–DN300 available with Original Groove System (OGS) ends
- Series W371 sizes from 14–16" | DN350–DN400 available with Advance Groove System (AGS) ends, see pg. 34
- Pressures up to 250 psi | 1725 kPa | 17 bar

## NRS Gate Valve

### SERIES 372

[Download publication 08.48](#) for complete information

- Conforms to AWWA C-509 requirements
- For On/Off service only
- Series 372 sizes from 2½–12" | 73.0mm–DN300 available with Original Groove System (OGS) ends
- Series W372 sizes from 14–16" | DN350–DN400 available with Advance Groove System (AGS) ends, see pg. 34
- Pressures up to 250 psi | 1725 kPa | 17 bar





## Certifications/Listings:



## Three Port Diverter

### SERIES 723

[Download publication 08.13](#) for complete information

- NACE MR-01-75 compliant, three-port ball valve with common bottom inlet for diverting flow 90° left or right
- Available without handle, with lever operator or gear operator
- Available in 2" | DN50
- Pressures up to 600 psi | 4137 kPa | 41 bar



## Certifications/Listings:



## Diverter Valve

### SERIES 725S

[Download publication 08.41](#) for complete information

- Intended for backfill and flush water diversion in backfill mining operations
- May be operated under pressure to dump backfill in the event of a blockage
- Stainless steel wetted surfaces
- Manual, hydraulic, pneumatic, and electric actuation available
- Available in 4–8" | DN100–DN200
- Pressures up to 1500 psi | 10342 kPa | 103 bar

## Original Groove System (OGS)



## Hydraulic Control Valve

BERMAD 700 SERIES | VICTAULIC® SERIES 970

[Download publication Engineering 700](#)  
for complete information

- Hydraulic control valves are devices capable of controlling variables such as pressure, flow, or level
- Optional configurations include: on/off, pressure reducing, pressure relief, pressure sustaining, and flow control (customized solutions can include combinations of the above functions)
- Sizes from 1½–48" | DN40–DN1200
- Pressures up to 400 psi | 2758 kPa | 28 bar
- Regional availability, contact [Victaulic](#) for details



## Hydraulic Control Valve

BERMAD 800 SERIES | VICTAULIC® SERIES 980

[Download publication Engineering 800](#)  
for complete information

- Hydraulic control valves are devices capable of controlling variables such as pressure, flow, or level
- Optional configurations include: on/off, pressure reducing, pressure relief, pressure sustaining, and flow control (customized solutions can include combinations of the above functions)
- Sizes from 1½–20" | DN40–DN500
- Pressures up to 600 psi | 4137 kPa | 41 bar
- Regional availability, contact [Victaulic](#) for details



## Strainer

BERMAD MODEL 70F | VICTAULIC® SERIES 968-F

[Download publication Model BC-70F-P](#)  
for complete information

- Protects pipeline and valves from large foreign objects, such as sticks and stones
- Install upstream from control valves, flow meters and other system components
- Sizes from 1½–8" | DN40–DN200 (OGS)  
Sizes from 1½–24" | DN40–DN600 (Flange)
- Pressures up to 400 psi | 2758 kPa | 28 bar  
(for pressures up to 600 psi | 4137 kPa | 41 bar use BERMAD Model 80F | Victaulic® Series 969-F)
- Regional availability, contact [Victaulic](#) for details



## Automatic Air Release Valve

BERMAD MODEL A30 | VICTAULIC® SERIES 9A3

[Download publication Engineering A30](#)  
for complete information

- Automatic air release valves allow efficient release of air bubbles from pressurized pipelines
- Body material: Glass reinforced nylon
- Sizes from ¾ – 1" | DN20 – DN25
- Pressures up to 230 psi | 1586 kPa | 16 bar
- Temperatures up to 140°F | 60°C
- Regional availability, contact [Victaulic](#) for details

AGS

VBSP

Hole Cut

Plain End

Stainless Steel

Potable Water

Shouldered Steel

Ductile Iron

High Performance

Hydronic Balancing

HDPE

Aquamine™ PVC

CPVC/PVC

Specialty

Tools

Gaskets, Seals and O-Rings

Design Data

Reference Guide



## Automatic Air Release Valve

BERMAD MODEL A71 | VICTAULIC® SERIES 9A7

[Download publication Engineering A71](#)  
for complete information

- Automatic air release valves allow efficient release of air bubbles from pressurized pipelines
- Body material: Type 316 stainless steel
- Sizes from ¾ – 1" | DN20 – DN25
- Pressures up to 350 psi | 2413 kPa | 24 bar
- Temperatures up to 140°F | 60°C
- Regional availability, contact [Victaulic](#) for details

## Combination Air Valve

BERMAD MODEL C30 | VICTAULIC® SERIES 9C3

[Download publication Engineering C30](#)  
for complete information

- Combination air release valves release air bubbles from pressurized pipelines (air release valve), while evacuating air during pipeline filling and draining (air/vacuum valve)
- Body material: Glass reinforced nylon
- Sizes from ¾ – 1" | DN20 – DN25
- Pressures up to 230 psi | 1586 kPa | 16 bar
- Temperatures up to 140°F | 60°C
- Regional availability, contact [Victaulic](#) for details





## Combination Air Valve

BERMAD MODEL C50 | VICTAULIC® SERIES 9C5

[Download publication Engineering C50](#)  
for complete information

- Combination air release valves release air bubbles from pressurized pipelines (air release valve), while evacuating air during pipeline filling and draining (air/vacuum valve)
- Body material: Glass reinforced nylon
- Sizes from 2–4" | DN50–DN100
- Pressures up to 150 psi | 1034 kPa | 10 bar
- Temperatures up to 140°F | 60°C
- Regional availability, contact [Victaulic](#) for details



## Combination Air Valve


BERMAD MODEL C70 | VICTAULIC® SERIES 9C7

[Download publication Engineering C70](#)  
for complete information

- Combination air release valves release air bubbles from pressurized pipelines (air release valve), while evacuating air during pipeline filling and draining (air/vacuum valve)
- Body material: Ductile iron (standard)
- Sizes from 2–8" | DN50–DN200
- Pressures up to 580 psi | 3999 kPa | 40 bar
- Temperatures up to 140°F | 60°C
- Regional availability, contact [Victaulic](#) for details

# TOTAL WATER MANAGEMENT

FOR THE MINING INDUSTRY



## Hydraulic Control Stations

[Download publication PB-HCV](#) for complete information

- Engineered, prefabricated hydraulic control solutions for a wide variety of water management applications including Pressure Reducing, Burst Control, Priority, and Flow Control
- Pressures up to 3500 psi | 24132 kPa | 241 bar
- Regional availability, contact [Victaulic](#) for details



## Original Groove System (OGS)



## Certifications/Listings:



## Suction Diffuser

## SERIES 731-D

[Download publication 09.20](#) for complete information

- Allows piping assembly at a 90° angle from the pump, saving valuable space in the mechanical room while minimizing cavitation
- Available flanged connections: ANSI Class 150, Australian Standard Table E, PN10/16, GB, and JIS 10K
- Sizes from 3–12" | DN80–DN300
- Pressures up to 300 psi | 2068 kPa | 21 bar
- For AGS sizes 14–24" | DN350–DN600, [download publication 20.20](#) for information on Series W731-D



## Certifications/Listings:



## Vic-Strainer Tee Type

## SERIES 730

[Download publication 09.02](#) for complete information

- Lighter than flanged Y-type strainers and provides straight-through flow for lower pressure drop
- Sizes from 1½–12" | DN40–DN300
- Pressures up to 750 psi | 5171 kPa | 52 bar
- For AGS sizes 14–24" | DN350–DN600, [download publication 20.11](#) for information on Series W730



## Certifications/Listings:



## Vic-Strainer Wye Type

## SERIES 732

[Download publication 09.03](#) for complete information

- Provides straight-through flow for lower pressure drop
- Sizes from 2–12" | DN50–DN300
- Pressures up to 300 psi | 2068 kPa | 21 bar
- Available in limited sizes for air handling units
- For AGS sizes 14–24" | DN350–DN600, [download publication 20.19](#) for information on Series W732





## Outlet Fitting

No. 26

[Download publication 07.11](#) for complete information

- An outlet fitting for any mechanical room application
- Sizes from  $\frac{3}{4}$ –12" | DN20–DN300 with Victaulic® OGS grooved ends,
- For AGS sizes 14–60" | DN350–DN1500, see pg. 36
- Pressure rating conforms to the rating of adjoining couplings
- Regional availability, contact [Victaulic](#) for details



## Vibration Isolation Air Handling Unit Drop

SERIES 385

[Download publication 102.15](#) for complete information

- Provides hook-ups for isolation, straining, balancing and draining
- Swing joint solves misaligned coil challenges
- Single and double supply and return configurations
- Sizes from 2×2" through 6×4" | DN50×DN50 through DN150×DN100
- Pressures up to 300 psi | 2068 kPa | 21 bar
- Regional availability, contact [Victaulic](#) for details

## Original Groove System (OGS)



## Inlet Vibration Isolation Pump Drop

- Includes flow control, vibration-controlling flexible couplings, access ports for gauges and thermowells, and an integral flanged or grooved end pump connection
- Sizes from 3–12" | DN80–DN300
- Rated to the working pressure of the ANSI Class 150, PN10/16, Australian Table E or JIS 10K flange connection
- Regional availability, contact [Victaulic](#) for details

## Suction Diffuser Pump Drop

### Painted Carbon Steel Pipe

- **Series 381/381G**  
(North America)  
[Download publication 102.11](#)
- **Series 391**  
(Rest of World)  
[Download publication 102.21](#)
- **Series 331**  
(Hong Kong)  
[Download publication 102.31](#)



### Galvanized Carbon Steel Pipe

- **Series 331**  
(Hong Kong)  
[Download publication 102.31](#)
- **Series 334**  
(Taiwan)  
[Download publication 102.34](#)
- **Series 337**  
(Korea)  
[Download publication 102.37](#)



## Strainer Pump Drop

### Painted Carbon Steel Pipe (Vertical and Horizontal Installations)

- **Series 382/382G**  
(North America)  
[Download publication 102.12](#)
- **Series 392**  
(Rest of World)  
[Download publication 102.22](#)
- **Series 332**  
(Hong Kong)  
[Download publication 102.32](#)



### Galvanized Carbon Steel Pipe (Vertical and Horizontal Installations)

- **Series 332**  
(Hong Kong)  
[Download publication 102.32](#)







## Outlet Vibration Isolation Pump Drop

- Includes flow control, vibration-controlling flexible couplings, access ports for gauges and thermowells, and an integral flanged or grooved end pump connection
- Sizes from 3–12" | DN80–DN300
- Rated to the working pressure of the ANSI Class 150, PN10/16, Australian Table E or JIS 10K flange connection
- Regional availability, contact [Victaulic](#) for details

## Discharge Pump Drop

**Painted Carbon Steel Pipe**  
(Vertical and Horizontal Installations)

- **Series 380/380G**  
(North America)  
[Download publication 102.10](#)
- **Series 390**  
(Rest of World)  
[Download publication 102.20](#)
- **Series 330**  
(Hong Kong)  
[Download publication 102.30](#)



**Galvanized Carbon Steel Pipe**  
(Vertical Installations)

- **Series 330**  
(Hong Kong)  
[Download publication 102.30](#)
- **Series 333**  
(Taiwan)  
[Download publication 102.33](#)
- **Series 336**  
(Korea)  
[Download publication 102.36](#)



## Discharge Pump Drop with Balancing Valve

**Painted Carbon Steel Pipe**  
(Vertical and Horizontal Installations)

- **Series 383/383G**  
(North America)  
[Download publication 102.13](#)




## Advanced Groove System **AGS**

Victaulic offers a comprehensive portfolio of Advanced Groove System (AGS) couplings for systems 14–78" | DN350–DN1950 and a full range of 14–60" | DN350–DN1500 AGS fittings, valves and accessories. Our large diameter piping solutions provide strength and dependability in addition to speed, making them an excellent choice over welding. Other advantages AGS joints provide over welded joints include no flame installation, superior seismic-shock resistance and a union at every joint for easy adjustment, system maintenance or system expansion.

[Download publication 02.06](#) for ANSI/NSF Potable Water Approvals/Listings



<b>Couplings</b>	<b>page</b>	<b>Expansion Joints</b>	<b>page</b>
AGS Rigid Coupling (Style W07)	28	AGS Expansion Joint (Style W155)	32
AGS Flexible Coupling (Style W77)	28	AGS Expansion Barrel (Style W256)	32
AGS Rigid Coupling (Style W89)	28	AGS Dynamic Movement Joint (Style W257)	32
AGS Carbon Steel Rigid Coupling (Style LW07)	128		
<b>Vic-Ring Couplings</b>	<b>page</b>	<b>Valves</b>	<b>pages</b>
AGS Rigid Coupling with <i>Vic-Ring</i> (Style W07)	29	AGS Butterfly Valves	33
AGS Flexible Coupling with <i>Vic-Ring</i> (Style W77)	29	AGS <i>Vic-Check</i> Double Disc Valve (Series W715)	34
AGS Rigid Coupling with <i>Vic-Ring</i> (Style W89)	29	AGS Gate Valves	34
<b>Fittings</b>	<b>page</b>	<b>Strainers and Diffusers</b>	<b>page</b>
AGS Fittings	30	AGS Suction Diffuser (Series W731-D)	35
AGS Stainless Steel Schedule 10S Fittings	31	AGS <i>Vic-Strainer</i> Tee Type (Series W730)	35
AGS Carbon Steel Fittings	128	AGS <i>Vic-Strainer</i> Wye Type (Series W732)	35
<b>Adapter</b>	<b>page</b>	<b>Equipment Module</b>	<b>page</b>
AGS <i>Vic-Flange</i> Adapter (Style W741)	31	Outlet Fitting (No. W26)	36



**Certifications/Listings:**



[Download publication 10.01](#) for Fire Protection Certifications/Listings

## AGS Rigid Coupling

### STYLE W07

[Download publication 20.02](#) for complete information

- First flat-pad, metal-to-metal, rigid coupling to be offered in this size range
- Sizes from 14–50" | DN350–DN1250
- Pressures up to 350 psi | 2413 kPa | 24 bar
- For original groove sizes 1–12" | DN25–DN300 (Style 07), [download publication 06.02](#);  
For original groove featuring Installation-Ready™ technology sizes 2–12" | DN50–DN300 (Style 107N), [download publication 06.23](#)



**Certifications/Listings:**



[Download publication 10.01](#) for Fire Protection Certifications/Listings

## AGS Flexible Coupling

### STYLE W77

[Download publication 20.03](#) for complete information

- Unique wedge-shaped key profile increases allowable pipe end separation
- Sizes from 14–78" | DN350–DN1950
- Pressures up to 350 psi | 2413 kPa | 24 bar
- For original groove sizes ¾–24" | DN20–DN600 (Style 77), [download publication 06.04](#);  
For original groove couplings featuring *Installation-Ready* technology sizes 2–8" | DN50–DN200 (Style 177N), [download publication 06.24](#)



## AGS Rigid Coupling

### STYLE W89

[Download publication 20.15](#) for complete information

- Wedge-shaped coupling housing keys fully engage the Victaulic AGS grooves to provide a rigid joint
- Galvanized coated ductile iron coupling
- Sizes from 14–24" | DN350–DN600
- Pressures up to 700 psi | 4830 kPa | 48 bar
- For original groove sizes 2–12" | DN50–DN300 (Style 89), [download publication 17.24](#)

OGS

AGS

V8SP

Hole Cut

Plain End

Stainless Steel

Potable Water

Shouldered Steel

Ductile Iron

High Performance

Hydraulic Balancing

HDPE

Aquamine™ PVC

CPVC/PVC


Specialty

Tools

Gaskets, Seals and O-Rings

Design Data

Reference Guide



## AGS Rigid Coupling with *Vic-Ring* STYLE W07

[Download publication 16.11](#) for complete information


- Coupling installs on the supplied ring to maintain full pipe wall thickness on abrasive and/or corrosive systems
- Sizes from 14–50" | DN350–DN1250
- Pressures up to 350 psi | 2413 kPa | 24 bar
- For OGS *Vic-Ring* products, see pg. 6
- Regional availability, contact [Victaulic](#) for details



## AGS Flexible Coupling with *Vic-Ring* STYLE W77

[Download publication 16.12](#) for complete information

- Coupling installs on the supplied ring to maintain full pipe wall thickness on abrasive and/or corrosive systems
- Sizes from 14–78" | DN350–DN1950
- Pressures up to 350 psi | 2413 kPa | 24 bar
- For OGS *Vic-Ring* products, see pg. 6
- Regional availability, contact [Victaulic](#) for details



## AGS Rigid Coupling with *Vic-Ring* STYLE W89

[Download publication 16.15](#) for complete information

- Coupling installs on the supplied ring to maintain full pipe wall thickness on abrasive and/or corrosive systems
- Galvanized coated ductile iron coupling
- Sizes from 14–24" | DN350–DN600
- Pressures up to 700 psi | 4830 kPa | 48 bar
- Regional availability, contact [Victaulic](#) for details



## AGS Fittings

[Download publication 20.05](#) for complete information

- Sizes from 14–60" | DN350–DN1500
- Fitting pressure ratings are equivalent to the maximum allowable working pressure (MAWP) of joints installed with Victaulic® AGS couplings
- For original groove fittings, [download publication 07.01](#) for more information

### Certifications/Listings:



[Download publication 10.01](#) for Fire Protection Certifications/Listings



**No. W10**  
90° Elbow



**No. W11**  
45° Elbow



**No. W12**  
22½° Elbow



**No. W13**  
11¼° Elbow



**No. W100**  
90° 1½ D Long  
Radius Elbow



**No. W110**  
45° 1½ D Long  
Radius Elbow



**No. W20**  
Tee



**No. W25**  
Reducing Tee



**No. W30**  
45° Lateral



**No. W30-R**  
45° Reducing  
Lateral



**No. W33**  
True Wye



**No. W35**  
Cross



**No. W42**  
Adapter Nipple  
(AGS Groove x  
Bevel)



**No. W43**  
Adapter Nipple  
(AGS Groove x  
AGS Groove)



**No. W45R**  
Flanged  
Adapter Nipple



**No. W49**  
Adapter Nipple  
(AGS Groove x  
OGS Groove)




**No. W50**  
Concentric  
Reducer



**No. W51**  
Eccentric  
Reducer



**No. W60**  
Cap






## AGS Stainless Steel Schedule 10S Fittings

[Download publication 17.05](#) for complete information

- Offering includes elbows, tees, adapter nipples, caps, eccentric and concentric reducers
- Sizes from 14–24" | DN350–DN600
- Fitting pressure ratings are equivalent to the maximum allowable working pressure (MAWP) of joints installed with Victaulic® AGS couplings
- For original groove sizes ¾–12" | DN20–DN300 [download publication 17.16](#) for more information on stainless steel fittings



## AGS Vic-Flange Adapter

STYLE W741

[Download publication 20.04](#) for complete information

- Designed for directly incorporating flanged components with ANSI Class 125-150 bolt hole patterns
- Sizes from 14–24" | DN350–DN600
- Pressures up to 300 psi | 2068 kPa | 21 bar
- For original groove sizes 2–12" | DN50–DN300, [download publication 06.06](#) for information on Style 741



## AGS Expansion Joint

STYLE W155

[Download publication 20.12](#) for complete information

- Combination of Style W77 AGS couplings and short pipe spoos, joined in tandem to provide increased expansion
- Sizes from 14–24" | DN350–DN600
- For original groove sizes ¾–12" | DN20–DN300, [download publication 09.05](#) for information on Style 155



## AGS Expansion Barrel

STYLE W256

[Download publication 09.16](#) for complete information

- Provides up to 42" | 1067 mm of in-line movement
- Designed for water and/or slurry services
- Sizes from 24–42" | DN600–DN1050
- Pressures up to 300 psi | 2068 kPa | 21 bar
- Regional availability, contact [Victaulic](#) for details



## AGS Dynamic Movement Joint

STYLE W257

[Download publication 20.16](#) for complete information

- Provides up to 4" | 102 mm of dynamic movement including differential settlement, seismic movement, and thermal movement
- Sizes from 14–78" | DN350–DN1950
- Working pressure is equal to the Style W77 coupling on equivalent wall thickness pipe, [download publication 20.03](#) for complete information
- Regional availability, contact [Victaulic](#) for details

**Certifications/Listings:**

[Download publication 10.01](#) for Fire Protection Certifications/Listings

**AGS Vic-300™ Butterfly Valve****SERIES W761**

[Download publication 20.06](#) for complete information

- Offers an easily installed choice to cumbersome, multi-bolt wafer or lug-type flanged valves
- Sizes from 14–24" | DN350–DN600
- Pressures up to 300 psi | 2068 kPa | 21 bar
- For original groove sizes 2–12" | DN50–DN300, [download publication 08.20](#) for information on Series 761

**AGS Butterfly Valve****SERIES W709**

[Download publication 20.07](#) for complete information

- Offers an easily installed choice to cumbersome, multi-bolt wafer or lug-type flanged valves
- Sizes from 26–48" | DN650–DN1200
- Pressures up to 150 psi | 1034 kPa | 10 bar

**AGS Butterfly Valve****SERIES W719**

[Download publication 23.19](#) for complete information

- Valve design, materials and testing conform to the requirements of AWWA C504
- Sizes from 14–60" | DN350–DN1500
- Pressure classes conforming to AWWA Class 250B to 48" | DN1200 and 150B for 48" | DN1200 and above





**Certifications/Listings:**



[Download publication 10.01](#) for Fire Protection Certifications/Listings

## AGS Vic-Check Double Disc Valve

SERIES W715

[Download publication 20.08](#) for complete information

- Utilizes a spring-assisted, double disc design that achieves drip tight sealing
- Can be installed in both horizontal or vertical positions
- Sizes from 14–24" | DN350–DN600
- Pressures up to 230 psi | 1586 kPa | 16 bar
- For original groove sizes 2–12" | DN50–DN300, [download publication 08.08](#) for information on Series 716H/716 or [download publication 08.10](#) for information on Series 779



**Certifications/Listings:**

This product is not agency listed for fire protection service.

[Download publication 10.92](#) for fire service products.

## AGS OS&Y Gate Valve

SERIES W371

[Download publication 08.48](#) for complete information

- Conforms to AWWA C-509 requirements
- For On/Off service only
- Series 371 sizes from 2½–12" | 73.0mm–DN300 available with Original Groove System (OGS) ends, see pg. 17
- Series W371 sizes from 14–16" | DN350–DN400 available with Advance Groove System (AGS) ends
- Pressures up to 250 psi | 1725 kPa | 17 bar



**Certifications/Listings:**

This product is not agency listed for fire protection service.

[Download publication 10.92](#) for fire service products.

## AGS NRS Gate Valve

SERIES W372

[Download publication 08.48](#) for complete information

- Conforms to AWWA C-509 requirements
- For On/Off service only
- Series 372 sizes from 2½–12" | 73.0mm–DN300 available with Original Groove System (OGS) ends, see pg. 17
- Series W372 sizes from 14–16" | DN350–DN400 available with Advance Groove System (AGS) ends
- Pressures up to 250 psi | 1725 kPa | 17 bar

OGS

AGS

V&SP

Hole Cut

Plain End

Stainless Steel

Potable Water

Shouldered Steel

Ductile Iron

High Performance

Hydraulic Balancing

HDPE

Aquamine™ PVC

CPVC/PVC

Specialty

Tools

Gaskets, Seals and O-Rings

Design Data

Reference Guide

**Certifications/Listings:****AGS Suction Diffuser**

SERIES W731-D

[Download publication 20.20](#) for complete information

- Allows piping assembly at a 90° angle from the pump saving valuable space in the mechanical room while minimizing cavitation
- Flanges may be machined to match most global (ANSI, DIN, GB, JIS, and AS-E) flange bolt hole patterns within the diffuser pressure rating
- Sizes from 14–24" | DN350–DN600
- Pressures up to 300 psi | 2068 kPa | 21 bar
- For original groove sizes 3–12" | DN80–DN300, [download publication 09.20](#) for information on Series 731-D

**AGS Vic-Strainer Tee Type**

SERIES W730

[Download publication 20.11](#) for complete information

- Lighter than flanged Y-type strainers and provides straight-through flow for lower pressure drop
- Sizes from 14–24" | DN350–DN600
- Pressures up to 300 psi | 2068 kPa | 21 bar
- For original groove sizes 1½–12" | DN40–DN300, [download publication 09.02](#) for information on Series 730

**AGS Vic-Strainer Wye Type**

SERIES W732

[Download publication 20.19](#) for complete information

- Provides straight-through flow for lower pressure drop
- Sizes from 14–18" | DN350–DN450
- Pressures up to 300 psi | 2068 kPa | 21 bar
- For original groove sizes 2–12" | DN50–DN300, [download publication 09.03](#) for information on Series 732

**Certifications/Listings:**



## Outlet Fitting

No. W26

[Download publication 07.11](#) for complete information

- An outlet fitting for any mechanical room application
- Sizes from 14–60" | DN350–DN1500 with Victaulic<sup>®</sup> AGS grooved ends,
- For OGS sizes ¾–12" | DN20–DN300, see pg. 24
- Pressure rating conforms to the rating of adjoining couplings
- Regional availability, contact [Victaulic](#) for details

OGS

AGS

V/SP

Hole Cut

Plain End

Stainless Steel

Potable Water

Shouldered Steel

Ductile Iron

High Performance

Hydronic Balancing

HDPE

Aquamine<sup>™</sup> PVC

CPVC/PVC

Specialty

Tools

Gaskets, Seals and O-Rings

Design Data

Reference Guide

## Victaulic® Bolted Split-Sleeve Products (VBSP)














Victaulic offers a variety of pipe joining solutions specifically designed to meet the needs of your system.

Conforming to AWWA C227, *Victaulic Bolted Split-Sleeve* couplings are available in a range of unrestrained and restrained flexible designs for use on carbon steel, stainless steel, HDPE and other pipe materials.

VBSP couplings are designed for use on water and wastewater transmission lines as well as hydroelectric penstock lines. VBSP couplings can also provide expansion and contraction capabilities when needed.

[Download publication 02.06](#) for ANSI/NSF Potable Water Approvals/Listings



Couplings	page	Couplings	page
 Non-Restrained Flexible Coupling for Carbon Steel Pipe (Style 230)	38	 Restrained Flexible Couplings for Dynamic Joint Deflection on Carbon Steel Pipe (Style 233)	40
 Non-Restrained Flexible Coupling for Stainless Steel Pipe (Style 230S)	38	 Restrained Flexible Couplings for Dynamic Joint Deflection on Stainless Steel Pipe (Style 233S)	40
 Non-Restrained Flexible Expansion Coupling for Carbon Steel Pipe (Style 231)	38	 Restrained Flexible Single-Gasket Coupling for Carbon Steel Pipe (Style 234)	41
 Non-Restrained Flexible Expansion Coupling for Stainless Steel Pipe (Style 231S)	39	 Restrained Flexible Single-Gasket Coupling for Stainless Steel Pipe (Style 234S)	41
 Restrained Coupling for Carbon Steel Pipe (Style 232)	39	 Non-Restrained Flexible Coupling for Fiberglass Reinforced Plastic Pipe (Style 229S)	131
 Restrained Coupling for Stainless Steel Pipe (Style 232S)	39		
		<b>Expansion Joint</b>	<b>page</b>
		 Stainless Steel Bellow Expansion Joint (Style 240S)	42
		<b>Tools</b>	<b>page</b>
		 Manual and Hydraulic Closure Tools	160



**Certifications/Listings:**



[Download publication 02.06](#) for ANSI/NSF Potable Water Approvals/Listings

## Non-Restrained Flexible Coupling for Carbon Steel Pipe

STYLE 230

[Download publication 60.01](#) for complete information

- Non-restrained flexible pipe joint for water and wastewater pipelines
- Up to ½" | 13 mm intermittent axial movement
- Satisfies the requirements of AWWA C227
- Sizes from 8–144" | DN200–DN3600
- Pressures up to 400 psi | 2758 kPa | 28 bar
- Regional availability, contact [Victaulic](#) for details



## Non-Restrained Flexible Coupling for Stainless Steel Pipe

STYLE 230S

[Download publication 60.02](#) for complete information

- Non-restrained flexible pipe joint used where corrosion resistance is required
- Up to ½" | 13 mm intermittent axial movement
- Satisfies the requirements of AWWA C227
- Sizes from 3–96" | DN80–DN2400
- Pressures up to 300 psi | 2068 kPa | 21 bar
- Regional availability, contact [Victaulic](#) for details



## Non-Restrained Flexible Expansion Coupling for Carbon Steel Pipe

STYLE 231

[Download publication 60.03](#) for complete information

- Non-restrained flexible expansion joint provides up to 4" | 102 mm of axial movement
- Satisfies the requirements of AWWA C227
- Sizes from 16–144" | DN400–DN3600
- Pressures up to 300 psi | 2068 kPa | 21 bar
- Regional availability, contact [Victaulic](#) for details

## Victaulic® Bolted Split-Sleeve Products (VBSP)



### Non-Restrained Flexible Expansion Coupling for Stainless Steel Pipe

STYLE 231S

[Download publication 60.04](#) for complete information

- Non-restrained flexible expansion joint provides up to 4" | 102 mm of axial movement
- Satisfies the requirements of AWWA C227
- Sizes from 3–96" | DN80–DN2400
- Pressures up to 300 psi | 2068 kPa | 21 bar
- Regional availability, contact [Victaulic](#) for details



### Restrained Flexible Coupling for Carbon Steel Pipe

STYLE 232

[Download publication 60.05](#) for complete information

- Restrained flexible joint for use on water, wastewater, force main and penstock piping
- Satisfies the requirements of AWWA C227
- Sizes from 8–144" | DN200–DN3600
- Pressures up to 400 psi | 2758 kPa | 28 bar
- Regional availability, contact [Victaulic](#) for details

#### Certifications/Listings:



[Download publication 02.06](#) for ANSI/NSF Potable Water Approvals/Listings



### Restrained Flexible Coupling for Stainless Steel Pipe

STYLE 232S

[Download publication 60.06](#) for complete information

- Restrained flexible joint for use where corrosion resistance is required
- Satisfies the requirements of AWWA C227
- Sizes from 3–96" | DN80–DN2400
- Pressures up to 300 psi | 2068 kPa | 21 bar
- Regional availability, contact [Victaulic](#) for details



**Certifications/Listings:**



[Download publication 02.06](#) for ANSI/NSF Potable Water Approvals/Listings

## Restrained Flexible Coupling for Dynamic Joint Deflection on Carbon Steel Pipe

STYLE 233

[Download publication 60.07](#) for complete information

- Restrained flexible joint that allows for dynamic (in-service) deflection
- Satisfies the requirements of AWWA C227
- Sizes from 8–144" | DN200–DN3600
- Pressures up to 300 psi | 2068 kPa | 21 bar
- Regional availability, contact [Victaulic](#) for details



## Restrained Flexible Coupling for Dynamic Joint Deflection on Stainless Steel Pipe

STYLE 233S

[Download publication 60.08](#) for complete information

- Restrained flexible joint for use where corrosion resistance is required
- Designed to allow for dynamic (in-service) deflection and thrust restraint at the joint
- Satisfies the requirements of AWWA C227
- Sizes from 3–96" | DN80–DN2400
- Pressures up to 300 psi | 2068 kPa | 21 bar
- Regional availability, contact [Victaulic](#) for details

## Victaulic® Bolted Split-Sleeve Products (VBSP)



### Restrained Flexible Single-Gasket Coupling for Carbon Steel Pipe

STYLE 234

[Download publication 60.09](#) for complete information

- Designed for use on water transmission, force mains and penstock lines
- Sizes from 8–120" | DN200–DN3000
- Pressures up to 300 psi | 2068 kPa | 21 bar
- Regional availability, contact [Victaulic](#) for details



### Restrained Flexible Single-Gasket Coupling for Stainless Steel Pipe

STYLE 234S

[Download publication 60.10](#) for complete information

- Ideal for field joint connections requiring flexibility and thrust restraint
- Sizes from 8–60" | DN200–DN1500
- Pressures up to 200 psi | 1379 kPa | 14 bar
- Regional availability, contact [Victaulic](#) for details






## Stainless Steel Bellow Expansion Joint


STYLE 240S

[Download publication 60.13](#) for complete information

- Concurrent axial, angular and/or lateral pipe movement possible
- Lateral offset at pipeline joints
- Designed to job-specific parameters
- Sizes from 3–96" | DN80–DN2400
- Regional availability, contact [Victaulic](#) for details



Plain End



Beveled End



Restraint Ring



Roll Groove



Fixed Flange



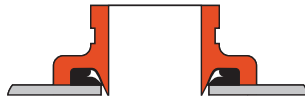
Floating Flange



## Hole Cut System

Victaulic developed the hole cut piping system concept to enable a fast and easy mid-pipe outlet solution that would not require welding. The system allows for a direct branch connection at any location where a hole can be cut in the pipe. Gaskets are molded to conform to the outside diameter of the pipe and are pressure responsive to provide a seal. Victaulic® hole cut products are mounted to the pipe using either a locating collar (Style 920 and 920N) or a toe and heel (Style 923 and 924), and provide a smooth flow area.

[Download publication 02.06](#) for ANSI/NSF Potable Water Approvals/Listings



Outlets and Couplings	page	Tools	pages
<i>Mechanical-T Bolted Branch Outlet and Cross Assemblies (Style 920/920N)</i>	44	Hole Cutting Tools	151 – 153
<i>Stainless Steel Mechanical-T Bolted Branch Outlet (Style 422)</i>	58		
<i>Mechanical-T Bolted Branch Outlet and Cross Assemblies for CTS Copper (Style 622)</i>	77		
<i>Carbon Steel Mechanical-T Bolted Branch Outlet (Style L920N)</i>	129		
<i>Outlet Coupling (Style 72)</i>	44		
<i>Strapless Outlet (Style 923)</i>	45		
<i>Strapless Thermometer Outlet (Style 924)</i>	45		
<i>Mechanical-T Spigot Outlet (Style 926)</i>	45		



## Mechanical-T Bolted Branch Outlet and Cross Assemblies

STYLE 920/920N

[Download publication 11.02](#) for complete information

- Provides a direct branch connection at any location where a hole can be cut in the pipe
- Available as a tee or cross outlet with female threaded or grooved ends
- Sizes from 2–8" | DN50–DN200
- Pressures up to 500 psi | 3447 kPa | 34 bar
- [Download publication 51.01](#) for information on Style L920N cast from carbon steel

### Certifications/Listings:



[Download publication 10.01](#) for Fire Protection Certifications/Listings

[Download publication 02.06](#) for ANSI/NSF Potable Water Approvals/Listings



## Outlet Coupling

STYLE 72

[Download publication 06.10](#) for complete information

- Joining device to provide an integral reducing outlet
- Sizes from 1½–6" | DN40–DN150
- Pressures up to 500 psi | 3447 kPa | 34 bar

### Certifications/Listings:



[Download publication 10.01](#) for Fire Protection Certifications/Listings

[Download publication 02.06](#) for ANSI/NSF Potable Water Approvals/Listings

## Hole Cut System



### Certifications/Listings:



[Download publication 10.01](#) for Fire Protection Certifications/Listings

## Strapless Outlet

### STYLE 923

[Download publication 11.05](#) for complete information

- Provides a fast, easy pipe outlet without the need for a strap or lower housing
- For use on 4" | DN100 and larger steel pipe (specify pipe size when ordering)
- ½" | DN15 or ¾" | DN20 outlet sizes available
- Pressures up to 300 psi | 2068 kPa | 21 bar



## Strapless Thermometer Outlet

### STYLE 924

[Download publication 11.06](#) for complete information

- Provides a fast, easy connection, combining the features of a thermowell and strapless mechanical outlet
- For use on 4" | DN100 and larger steel pipe (specify pipe size when ordering)
- Features a ¾" female NPT or a 1¼" -18 UNEF female outlet size
- Pressures up to 300 psi | 2068 kPa | 21 bar



## Mechanical-T Spigot Outlet

### STYLE 926

[Download publication 11.07](#) for complete information

- Designed to provide an outlet connection on HDPE, steel, and ductile iron pipe materials in IPS, ISO, and DIPS pipe sizes
- 4" outlets available for 10–32" IPS pipe diameters
- 6" outlets available for 16–48" IPS pipe diameters
- 114.3 mm outlets available for 250–800 mm ISO pipe diameters
- 168.3 mm outlets available for 400–1200 mm ISO pipe diameters

OGS

AGS

VBSP

Hole Cut

Pain End

Stainless Steel

Potable Water

Shouldered Steel

Ductile Iron

High Performance

Hydronic Balancing

HDPE

Aquamine™ PVC

CPVC/PVC

Specialty

Tools

Gaskets, Seals and O-Rings

Design Data

Reference Guide

Lined writing area consisting of horizontal lines for text entry.

## Plain End System for Carbon Steel

# QuickVic™ SD Installation-Ready™ System

The Victaulic® QuickVic™ SD Installation-Ready™ System is the most efficient and economical way to join carbon steel piping systems sized 2" | DN50 and down. It offers a significant total installed cost savings when compared to current pipe materials and installation methods used, including carbon steel thread or press and copper press or sweat. Available in sizes ½–2" | DN15–DN50, the products can be used on Schedules 10 through 80 carbon steel pipe and have a maximum working pressure and temperature rating of 300 psi | 2068 kPa | 21 bar and 250°F | 120°C (EPDM gasket).

To learn more visit [quickvic.com](http://quickvic.com)



## Plain End System

The *Victaulic* plain end piping method is ideal for maintenance and repairs, as well as new systems such as roof drains, slurries, tailings and oil field services.

*Victaulic* plain end couplings are primarily designed for use on standard weight steel pipe (Schedule 40) and may be used on light wall steel or other metallic pipe, such as aluminum or stainless steel. They are not intended for use on plastic pipe, plastic-coated pipe or brittle pipe, such as asbestos cement or cast iron, nor are they intended for use on pipe with a surface hardness greater than 150 Brinell.


[Download publication 02.06](#) for ANSI/NSF Potable Water Approvals/Listings



### Couplings page

-  *QuickVic SD Installation-Ready Rigid Coupling (Style P07)* 48
-  *QuickVic SD Installation-Ready Slip Coupling (Style P08)* 48
-  *QuickVic SD Installation-Ready Reducing Coupling (Style P50)* 48


### Fittings page

-  *QuickVic SD Installation-Ready Fittings* 49
-  *QuickVic SD Threaded Adapters* 50
-  *QuickVic SD Dielectric Adapters* 50


### Valve page

-  *QuickVic SD Ball Valve (Series P89)* 50

### Tool page

-  *QuickVic SD Cut and Mark Tool (PC3110)* 153

### Coupling page

-  *Roust-A-Bout Plain End Coupling (Style 99)* 51

### Fittings page

-  *Plain End Fittings* 52



## QuickVic™ SD Installation-Ready™ Rigid Coupling

STYLE P07

[Download publication 34.01](#) for complete information

- For use on plain end Schedules 10 through 80 carbon steel pipe
- Sizes from ½–2" | DN15–DN50
- Pressures up to 300 psi | 2068 kPa | 21 bar
- Regional availability, contact [Victaulic](#) for details




## QuickVic™ SD Installation-Ready™ Slip Coupling

STYLE P08

[Download publication 34.01](#) for complete information

- For use on plain end Schedules 10 through 80 carbon steel pipe
- Sizes from ½–2" | DN15–DN50
- Pressures up to 300 psi | 2068 kPa | 21 bar
- Regional availability, contact [Victaulic](#) for details



## QuickVic™ SD Installation-Ready™ Reducing Coupling

STYLE P50

[Download publication 34.01](#) for complete information

- For use on plain end Schedules 10 through 80 carbon steel pipe
- Sizes from ¾ × ½" through 2 × 1½" | DN20 × DN15 through DN50 × DN40
- Pressures up to 300 psi | 2068 kPa | 21 bar
- Regional availability, contact [Victaulic](#) for details

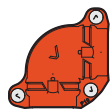
## Plain End System for Carbon Steel



## QuickVic™ SD Installation-Ready™ Fittings

[Download publication 34.01](#) for complete information

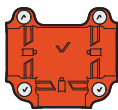
- For use on plain end Schedules 10 through 80 carbon steel pipe
- Ready to install fittings
- Sizes from ½–2" | DN15–DN50
- Pressures up to 300 psi | 2068 kPa | 21 bar
- Regional availability, contact [Victaulic](#) for details



**No. P10**  
90° Elbow



**No. P11**  
45° Elbow



**No. P20**  
Tee



**No. P25**  
Reducing Tee



**No. P60**  
Cap





## QuickVic™ SD Threaded Adapters

**NO. P40 THREADED ADAPTER  
(MALE NPT × PLAIN END)  
NO. P80 THREADED ADAPTER  
(FEMALE NPT × PLAIN END)**

[Download publication 34.01](#) for complete information

- For use on plain end Schedules 10 through 80 carbon steel pipe
- Compatible with QuickVic™ SD couplings, fittings and valve
- Sizes from ½ – 1¼" | DN15 – DN32
- Regional availability, contact [Victaulic](#) for details



## QuickVic™ SD Dielectric Adapters

**NO. P47 STRAIGHT DIELECTRIC ADAPTER  
(SWEAT × PLAIN END)  
NO. P97 90° ELBOW DIELECTRIC ADAPTER  
(SWEAT × PLAIN END)**

[Download publication 34.01](#) for complete information

- For use on plain end Schedules 10 through 80 carbon steel pipe
- Compatible with *QuickVic* SD couplings, fittings and valve
- Sizes from ½ – 1¼" | DN15 – DN32
- Regional availability, contact [Victaulic](#) for details



## QuickVic™ SD Ball Valve

**SERIES P89**

[Download publication 34.01](#) for complete information

- For use on plain end Schedules 10 through 80 carbon steel pipe
- Sizes from ½ – 2" | DN15 – DN50
- Pressures up to 300 psi | 2068 kPa | 21 bar
- Regional availability, contact [Victaulic](#) for details

## Plain End System for Carbon Steel



## Roust-A-Bout Plain End Coupling STYLE 99

[Download publication 14.02](#) for complete information

- Grips to provide a strong component for joining plain and beveled end pipe and fittings
- Not designed for use with plastic pipe
- Sizes from 1 – 18" | DN25 – DN450
- Pressures up to 750 psi | 5171 kPa | 52 bar
- Regional availability, contact [Victaulic](#) for details

### Certifications/Listings:



[Download publication 10.01](#) for Fire Protection Certifications/Listings



## Plain End Fittings

[Download publication 14.04](#) for complete information

- Provides change of direction to plain end piping systems
- Ready to install fitting
- Compatible only with Style 99 *Roust-A-Bout* coupling
- Sizes from 1 – 12" | DN25 – DN300
- Fitting pressure rating conforms to pressure rating of Style 99 *Roust-A-Bout* couplings
- Regional availability, contact [Victaulic](#) for details

### Certifications/Listings:



[Download publication 10.01](#) for Fire Protection Certifications/Listings



**No. 10P**  
90° Elbow



**No. 11P**  
45° Elbow



**No. 100P**  
90° Long  
Radius Elbow



**No. 110P**  
45° Long  
Radius Elbow



**No. 20P**  
Tee



**No. 25P**  
Reducing Tee



**No. 30P**  
45° Lateral



**No. 33P**  
True Wye



**No. 35P**  
Cross



**No. 40P**  
Adapter Nipple  
(Plain End x  
Thread)



**No. 42P**  
Adapter Nipple  
(Plain End x  
Bevel)



**No. 43P**  
Adapter Nipple  
(Plain End x  
Groove)



**No. 53P**  
Swaged Nipple




**No. 61P**  
Steel Bull Plug

## Stainless Steel System

### Original Groove System

The Victaulic® Original Grooved System (OGS) for Stainless Steel features a full line of couplings, fittings and valves designed for use on ¾–24" | DN20–DN600 Type 304/304L and 316/316L stainless steel pipe. Performance varies by product, see Victaulic product publications for more information.

[Download publication 02.06](#) for ANSI/NSF Potable Water Approvals/Listings





<b>Couplings</b>	<b>page</b>	<b>Fittings</b>	<b>page</b>
Type 316 Rigid Coupling (Style 489)	56	Stainless Steel Schedule 10S Fittings	59
Rigid Coupling for Stainless Steel (Style 89)	56	Stainless Steel Schedule 40S Fittings	60
Duplex Rigid Coupling (Style 489DX)	56	Stainless Steel Pipe Anchors	61
Type 316 Flexible Coupling (Style 77S)	57		
Type 316 Lightweight Flexible Coupling (Style 475)	57		
Duplex Flexible Coupling (Style 77DX)	57	<b>Valves</b>	<b>page</b>
Duplex Flexible Coupling (Style 475DX)	58	Vic-300™ MasterSeal™ Stainless Steel Butterfly Valve (Series 461)	61
		Stainless Steel Check Valve (Series 416)	61
<b>Adapter</b>	<b>page</b>	Stainless Steel Swing Check Valve (Series 712S)	62
Type 316 <i>Vic-Flange</i> Adapter (Style 441)	58	Duplex Double Disc Check Valve (Series 415)	62
		Type 316 <i>Vic-Ball</i> Valve (Series 726S)	62
<b>Hole Cut</b>	<b>page</b>	Super Duplex <i>Vic-Ball</i> Valve (Series 726D)	63
Stainless Steel <i>Mechanical-T</i> Bolted Branch Outlet (Style 422)	58	Duplex Plug Valve (Series 465)	63
		Three-Piece <i>Vic-Press</i> ™ Ball Valve (Series P569 Groove x Groove)	63

## Advanced Groove System

Victaulic offers a comprehensive portfolio of Advanced Groove System (AGS) couplings and AGS fittings for systems 14–24" | DN350–DN600. Our large diameter piping solutions provide strength and dependability in addition to speed, making them an excellent choice over welding. Other advantages AGS joints provide over welded joints include no flame installation, superior seismic shock resistance, and a union at every joint for easy adjustment, system maintenance or system expansion.

[Download publication 02.06](#) for ANSI/NSF Potable Water Approvals/Listings

### Couplings page

-  AGS Rigid Coupling for Stainless Steel (Style W89) 28
-  AGS Rigid Coupling with *Vic-Ring* for Stainless Steel (Style W89) 29

### Fittings page



-  AGS Stainless Steel Schedule 10S Fittings 31

## Vic-Press™ System

The revolutionary Victaulic® Vic-Press™ for Schedule 10S system provides quick, easy and safe installation and maintenance for off-the-shelf ASTM A-312 stainless steel pipe. It has the integrity to stand up to the demands of industrial applications by providing a positive mechanical interlock between the pipe and the fitting.

[Download publication 02.06](#) for ANSI/NSF Potable Water Approvals/Listings


### Fittings page

-  For Schedule 10S Stainless Steel 304 64
-  For Schedule 10S Stainless Steel 316 65

### Valve page

-  Three-Piece *Vic-Press* Ball Valve (Series P569) 63

### Tool page

-  *Vic-Press* Tool (PFT510) 155

## StrengThin™ System


The *Victaulic* StrengThin™ system, ideally suited for high-pressure SWRO applications, delivers weld-like load carrying capabilities on thin wall stainless steel pipe. The system accommodates pressures up to 1200 psi | 8274 kPa | 83 bar, and is designed with duplex stainless steel to provide corrosion resistance. The system, consisting of couplings, fittings, and valves, is specifically designed for use on Victaulic's proprietary *StrengThin* groove profile, and is available in 2–20" | DN50–DN500.

[Download publication 02.06](#) for ANSI/NSF Potable Water Approvals/Listings



### Coupling page

-  *StrengThin* High Pressure Coupling (Style D08) 66

### Fittings page

-  *StrengThin* High Pressure Fittings 66

### Valves page

-  Duplex Double Disc Check Valve (Series 415) 62
-  Duplex Plug Valve (Series 465) 63

## Stainless Steel System

### StrengThin™ 100 System

The Victaulic® StrengThin™ 100 system is specifically designed to perform up to 232 psi | 1600 kPa | 16 bar on thin wall Type 304/316 stainless steel pipe. Exclusively for use with couplings, fittings, valves, accessories and pipe which feature ends formed with Victaulic's proprietary *StrengThin* 100 groove profile, the system is available in sizes 2–12" | DN50–DN300, and it eliminates the need for pickling or passivating the joint and for a fire watch.

[Download publication 02.06](#) for ANSI/NSF Potable Water Approvals/Listings

To learn more visit [strengthen100.com](http://strengthen100.com)



### High Performance System for Steam and Chemical Services


Victaulic has expanded its high performance line for use on stainless steel pipe. Available in sizes 2–8" | DN50–DN200, the system includes the Style 870 rigid coupling, a full line of fittings, roll grooving tools, and roll sets that eliminate the need to weld steam systems up to 200 psi | 1379 kPa | 14 bar.

[Download publication 25.12](#) for OGS-200 Roll Groove Specifications

To learn more visit [victaulicsteam.com](http://victaulicsteam.com)

	page
<b>Couplings</b>	
<i>StrengThin</i> 100 Rigid Coupling (Style E497)	67
<i>StrengThin</i> 100 Rigid Coupling (Style E485)	67
<b>Fittings</b>	page
<i>StrengThin</i> 100 Fittings	68
<b>Expansion Joint</b>	page
<i>StrengThin</i> 100 Expansion Joint (Style E155)	69
<b>Suction Diffuser</b>	page
<i>StrengThin</i> 100 Suction Diffuser (Series E431)	69
<b>Valves</b>	page
<i>StrengThin</i> 100 Installation-Ready™ Butterfly Valve (Series E125)	70
<i>StrengThin</i> 100 Vic-300™ MasterSeal™ Stainless Steel Butterfly Valve (Series E461)	70
<i>StrengThin</i> 100 Stainless Steel Check Valve (Series E416)	70
<b>Tool</b>	page
<i>StrengThin</i> 100 Field Portable Roll Grooving Tool (RG3600)	137

	page
<b>Coupling</b>	
High Performance Rigid Coupling for Steam and Chemical Services (Style 870)	91
<b>Fittings</b>	page
OGS-200 Grooved End Fittings	92–93
<b>Tool</b>	page
OGS-200 Field Portable Roll Grooving Tools (RG1200)	135



**Certifications/Listings:**



[Download publication 10.01](#) for Fire Protection Certifications/Listings

## Type 316 Rigid Coupling

STYLE 489

[Download publication 17.25](#) for complete information

- Greatly reduces linear or angular movement and is useful for valve connections where rigidity is required
- Designed for use with fittings and valves featuring Victaulic® Original Groove System (OGS) grooved ends for fast installation
- Sizes from 1½–12" | DN40–DN300
- Pressures up to 600 psi | 4137 kPa | 41 bar
- For the duplex stainless steel coupling, [download publication 17.33](#) for Style 489DX



**Certifications/Listings:**



## Rigid Coupling for Stainless Steel

STYLE 89

[Download publication 17.24](#) for complete information

- Greatly reduces linear or angular movement and is useful for valve connections where rigidity is required
- Designed for use with fittings and valves featuring Victaulic Original Groove System (OGS) grooved ends for fast installation
- Galvanized coated ductile iron coupling
- Sizes from 2–12" | DN50–DN300
- Pressures up to 1200 psi | 8274 kPa | 83 bar
- For the duplex stainless steel coupling, [download publication 17.33](#) for Style 489DX



## Duplex Rigid Coupling

STYLE 489DX

[Download publication 17.33](#) for complete information

- Greatly reduces linear or angular movement and is useful for valve connections where rigidity is required
- Designed for use with fittings and valves featuring Victaulic Original Groove System (OGS) grooved ends for fast installation
- Sizes from 2–12" | DN50–DN300
- Pressures up to 1200 psi | 8274 kPa | 83 bar
- Optional super duplex stainless steel housing
- For the Type 316 stainless steel coupling, [download publication 17.25](#) for Style 489



## Type 316 Flexible Coupling

STYLE 77S

[Download publication 17.03](#) for complete information

- Provides a rugged mechanical joint for grooved end stainless steel piping systems
- Designed for use with fittings and valves featuring Victaulic® Original Groove System (OGS) grooved ends for fast installation
- Sizes from 8–18" | DN200–DN450
- Pressures up to 300 psi | 2068 kPa | 21 bar
- For the duplex coupling in sizes ¾–6" | DN20–DN150, [download publication 17.20](#) for information on Style 77DX



## Type 316 Lightweight Flexible Coupling

STYLE 475

[Download publication 17.14](#) for complete information

- Unique coupling design permits assembly by removing one nut/bolt and swinging the housing over the gasket
- Designed for use with fittings and valves featuring Victaulic Original Groove System (OGS) grooved ends for fast installation
- Sizes from 1–4" | DN25–DN125 | 165.1 mm
- Pressures up to 500 psi | 3447 kPa | 34 bar
- For the duplex coupling, [download publication 17.34](#) for information on Style 475DX

### Certifications/Listings:



## Duplex Flexible Coupling

STYLE 77DX

[Download publication 17.20](#) for complete information

- Designed to provide a rugged mechanical joint for roll grooved stainless steel systems
- Designed for use with fittings and valves featuring Victaulic Original Groove System (OGS) grooved ends for fast installation
- Sizes from ¾–6" | DN20–DN150
- Pressures up to 1200 psi | 8274 kPa | 83 bar
- Optional super duplex stainless steel housing
- For Type 316 stainless steel coupling in sizes 8–18" | DN200–DN450, [download publication 17.03](#) for information on Style 77S

### Certifications/Listings:







## Duplex Lightweight Flexible Coupling

STYLE 475DX

[Download publication 17.34](#) for complete information

- Unique coupling design permits assembly by removing one nut/bolt and swinging the housing over the gasket
- Designed for use with fittings and valves featuring Victaulic® Original Groove System (OGS) grooved ends for fast installation
- Sizes from 1–4" | DN25–DN100
- Pressures up to 500 psi | 3447 kPa | 34 bar
- Optional super duplex stainless steel housing
- For the Type 316 stainless steel coupling, [download publication 17.14](#) for Style 475



## Type 316 Vic-Flange Adapter

STYLE 441

[Download publication 17.27](#) for complete information

- ANSI Class 150
- Constructed from Grade CF8M stainless steel, making it ideal for externally corrosive environments
- Sizes from 2–6" | DN50–DN150
- Pressures up to 275 psi | 1896 kPa | 19 bar
- Available Flange Adapter Nipples:  
No. 445F Flat Face Flange Adapter Nipple  
No. 445R Raised Face Flange Adapter Nipple  
No. 441N Flange Adapter Nipple (For EMEAI only)



## Stainless Steel *Mechanical-T* Bolted Branch Outlet

STYLE 422

[Download publication 17.02](#) for complete information

- Provides a direct Victaulic Original Groove System (OGS) grooved or female threaded branch connection at any location where a hole can be cut in the pipe
- A pressure responsive gasket provides the seal
- Also suitable for use with HDPE pipe
- Sizes from 2–10" | DN50–DN250
- Pressures up to 300 psi | 2068 kPa | 21 bar

### Certifications/Listings:



[Download publication 02.06](#) for ANSI/NSF Potable Water Approvals/Listings

## Stainless Steel System



## Stainless Steel Schedule 10S Fittings

[Download publication 17.16](#) for complete information

- Grooved ends eliminate pipe end preparation for the fittings
- Designed for use with couplings featuring Victaulic® Original Groove System (OGS) grooved ends for fast installation
- Sizes from ¾ – 12" | DN20 – DN300
- Available in Type 304L or 316L
- [Download publication 17.27](#) for stainless steel flange options

### Certifications/Listings:



[Download publication 02.06](#) for ANSI/NSF Potable Water Approvals/Listings



**No. 410 SS**  
90° Elbow



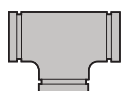
**No. 411 SS**  
45° Elbow



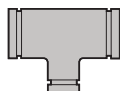
**No. 412 SS**  
22½° Elbow



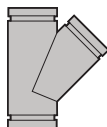
**No. 413 SS**  
11¼° Elbow



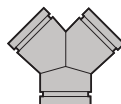
**No. 420 SS**  
Tee



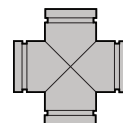
**No. 425 SS**  
Grooved Branch  
Reducing Tee



**No. 430 SS**  
45° Lateral



**No. 433 SS**  
True Wye



**No. 435 SS**  
Cross



**No. 441N**  
Flanged  
Adapter Nipple  
(EMEA-I Only)



**No. 442 SS**  
Adapter Nipple  
(Groove ×  
Bevel)



**No. 443 SS**  
Adapter Nipple  
(Groove ×  
Groove)



**No. 445F**  
Flat Face  
Flanged  
Adapter Nipple



**No. 445R**  
Raised Face  
Flanged  
Adapter Nipple



**No. 450 SS**  
Concentric  
Reducer



**No. 451 SS**  
Eccentric  
Reducer



**No. 460 SS**  
Cap



## Stainless Steel Schedule 40S Fittings

[Download publication 17.16](#) for complete information

- Grooved ends eliminate pipe end preparation for the fittings
- Designed for use with couplings featuring Victaulic® Original Groove System (OGS) grooved ends for fast installation
- Sizes from ¾ – 12" | DN20 – DN300
- Available in Type 304L or 316L
- Designed for higher pressure systems
- [Download publication 17.27](#) for stainless steel flange options

### Certifications/Listings:



[Download publication 02.06](#) for ANSI/NSF Potable Water Approvals/Listings



**No. 410HSS**  
90° Elbow



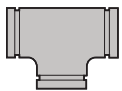
**No. 411HSS**  
45° Elbow



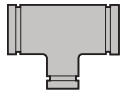
**No. 412HSS**  
22½° Elbow



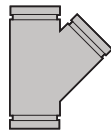
**No. 413HSS**  
11¼° Elbow



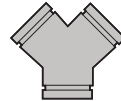
**No. 420HSS**  
Tee



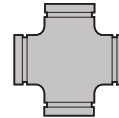
**No. 425HSS**  
Grooved Branch Reducing Tee



**No. 430HSS**  
45° Lateral



**No. 433HSS**  
True Wye



**No. 435HSS**  
Cross



**No. 440HSS**  
Adapter Nipple  
(Groove x Thread)



**No. 441N**  
Flanged Adapter Nipple  
(EMEA-I Only)



**No. 442HSS**  
Adapter Nipple  
(Groove x Bevel)



**No. 443HSS**  
Adapter Nipple  
(Groove x Groove)



**No. 445F**  
Flat Face Flanged Adapter Nipple



**No. 445R**  
Raised Face Flanged Adapter Nipple



**No. 450HSS**  
Concentric Reducer



**No. 451HSS**  
Eccentric Reducer



**No. 460HSS**  
Cap

## Stainless Steel System



## Stainless Steel Pipe Anchors

NO. A10S

NO. A40S for Tight Spaces

[Download publication 17.70](#) for No. A10S

[Download publication 17.74](#) for No. A40S

- Assists in directing pipe movement in piping system risers that are designed and installed exclusively with Victaulic Original Groove System (OGS) grooved products
- Sizes from 2–12" | DN50–DN300
- Pressures up to 500 psi | 3447 kPa | 34 bar

### Certifications/Listings:



[Download publication 02.06](#) for ANSI/NSF Potable Water Approvals/Listings



## Vic-300™ MasterSeal™ Stainless Steel Butterfly Valve

SERIES 461

[Download publication 17.40](#) for complete information

- Designed for bi-directional, dead end services to full working pressure
- Multiple seat and handle options available
- Designed for use with fittings and couplings featuring Victaulic® Original Groove System (OGS) grooved ends for fast installation
- Sizes from 2–12" | DN50–DN300
- Pressures up to 300 psi | 2068 kPa | 21 bar

### Certifications/Listings:



[Download publication 10.01](#) for Fire Protection Certifications/Listings

[Download publication 02.06](#) for ANSI/NSF Potable Water Approvals/Listings



## Stainless Steel Check Valve

SERIES 416

[Download publication 17.41](#) for complete information

- Resilient-seat spring return swing check valve designed for horizontal or vertical (upward flow) applications
- Designed for use with fittings and couplings featuring Victaulic Original Groove System (OGS) grooved ends for fast installation
- Sizes from 2–12" | DN50–DN300
- Pressures up to 300 psi | 2068 kPa | 21 bar

### Certifications/Listings:



[Download publication 10.01](#) for Fire Protection Certifications/Listings

[Download publication 02.06](#) for ANSI/NSF Potable Water Approvals/Listings



## Stainless Steel Swing Check Valve

SERIES 712S

[Download publication 17.08](#) for complete information

- The large closure access bonnet permits easy access for in-line service
- Designed for use with fittings and couplings featuring *Victaulic* Original Groove System (OGS) grooved ends for fast installation on inlet and outlet ports
- Available in size 2" | DN50
- Pressures up to 300 psi | 2068 kPa | 21 bar

### Certifications/Listings:



[Download publication 10.01](#) for Fire Protection Certifications/Listings



## Duplex Double Disc Check Valve

SERIES 415

[Download publication 17.37](#) for complete information

- Designed for use with pipe which features ends formed with either *Victaulic's* proprietary *StrengThin™* groove profile or the *Victaulic®* Original Groove System (OGS) profile, specify when ordering
- Sizes from 2–18" | DN50–DN450
- Pressures up to 1200 psi | 8274 kPa | 83 bar

### Certifications/Listings:



[Download publication 02.06](#) for ANSI/NSF Potable Water Approvals/Listings



## Type 316 Vic-Ball Valve

SERIES 726S

[Download publication 17.22](#) for complete information

- High pressure Type 316 stainless steel standard port ball valve with *Victaulic* Original Groove System (OGS) grooved ends
- Sizes from 1½–6" | DN40–DN150
- Pressures up to 1000 psi | 6895 kPa | 69 bar

## Stainless Steel System



### Certifications/Listings:



[Download publication 10.01](#) for Fire Protection Certifications/Listings

## Super Duplex Vic-Ball Valve

SERIES 726D

[Download publication 17.28](#) for complete information

- High pressure super duplex stainless steel standard port ball valve with *Victaulic* Original Groove System (OGS) grooved ends
- Sizes from 2–6" | DN50–DN150
- Pressures up to 1200 psi | 8274 kPa | 83 bar



### Certifications/Listings:



[Download publication 10.01](#) for Fire Protection Certifications/Listings

[Download publication 02.06](#) for ANSI/NSF Potable Water Approvals/Listings

## Duplex Plug Valve

SERIES 465

[Download publication 17.36](#) for complete information

- Typically used in reverse osmosis desalination plants for on/off and control services
- Available without operator or with manual, pneumatic, hydraulic and electric actuators
- Available for use with pipe which features ends formed with either Victaulic's proprietary StrengThin™ groove profile or the Victaulic® Original Groove System (OGS) profile, specify when ordering
- Sizes from 2–20" | DN50–DN500
- Pressures up to 1450 psi | 9997 kPa | 100 bar



### Certifications/Listings:



[Download publication 10.01](#) for Fire Protection Certifications/Listings

[Download publication 02.06](#) for ANSI/NSF Potable Water Approvals/Listings

## Three-Piece Vic-Press™ Ball Valve

SERIES P569

[Download publication 18.14](#) for complete information

- The three-piece design permits easy in-line maintenance
- Quarter-turn, bubble-tight shut-off valve, available in three end configurations: Press × Press, Groove × Press and Groove × Groove
- Sizes from ½–2" | DN15–DN50
- Pressures up to 400 psi | 2758 kPa | 28 bar
- For the entire Vic-Press™ line of products, see pgs. 64 and 65



## Vic-Press™ For Schedule 10S Stainless Steel Type 304

[Download publication 18.12](#) for complete information

- Fast, easy, reliable way to join small diameter Schedule 5S or 10S Type 304/304L stainless steel
- Meets ASME requirements for ANSI Class 150 systems
- Sizes from ½–2" | DN15–DN50
- Pressures up to 500 psi | 3447 kPa | 34 bar



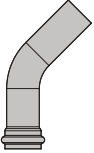






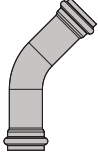







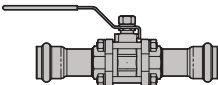
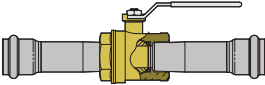

### Certifications/Listings:



[Download publication 10.01](#) for Fire Protection Certifications/Listings  
[Download publication 02.06](#) for ANSI/NSF Potable Water Approvals/Listings

### Connection Key

- P** Press
- F** Female Thread
- M** Male Thread
- T** Plain End
- L** Flanged
- G** Grooved

					
<b>Style P540</b> End Cap	<b>Style P542</b> 90° Street Elbow (P x T)	<b>Style P543</b> 45° Street Elbow (P x T)	<b>Style P561</b> Weld Adapter (P x T)	<b>Style P565</b> Van Stone Flange Adapter (P x L)	
					
<b>Style P584</b> Threaded Union (P x P)	<b>Style P586</b> Short Tangent 90° Elbow (P x P)	<b>Style P587</b> Transition Nipple (G x T)	<b>Style P588</b> Tee with Threaded Branch (P x P x F)	<b>Style P591</b> 45° Elbow (P x P)	<b>Style P592</b> Tee (P x P x P)
					
<b>Style P593</b> Tee with Reducing Branch (P x P x P)	<b>Style P594</b> Concentric Reducer (P x P)	<b>Style P595</b> Flange Adapter (P x L)	<b>Style P596</b> Male Threaded Adapter (P x M)	<b>Style P597</b> Standard Coupling (P x P)	<b>Style P599</b> Female Threaded Adapter (P x F)
					
<b>Style P569</b> Stainless Steel Ball Valve (P x P shown) (G x G and P x G also available)	<b>Style P589</b> Brass Body Ball Valve (P x P)	<b>PFT510</b> Vic-Press Tool, pg. 155			

## Stainless Steel System



## Vic-Press™ For Schedule 10S Stainless Steel Type 316

[Download publication 18.11](#) for complete information

- Fast, easy, reliable way to join small diameter Schedule 5S or 10S Type 316/316L stainless steel
- Meets ASME requirements for ANSI Class 150 systems
- Sizes from ½–2" | DN15–DN50
- Pressures up to 500 psi | 3447 kPa | 34 bar

### Certifications/Listings:



[Download publication 10.01](#) for Fire Protection Certifications/Listings

[Download publication 02.06](#) for ANSI/NSF Potable Water Approvals/Listings

### Connection Key

**P** Press  
**F** Female Thread  
**M** Male Thread  
**T** Plain End  
**L** Flanged  
**G** Grooved



**Style P507**  
Standard Coupling  
(P x P)



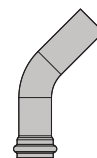
**Style P508**  
Slip Coupling  
(P x P)



**Style P560**  
End Cap



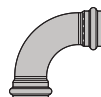
**Style P562**  
90° Street Elbow  
(P x T)



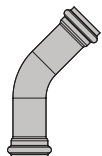
**Style P563**  
45° Street Elbow  
(P x T)



**Style P566**  
Van Stone Flange Adapter  
(P x L)



**Style P568**  
Short Tangent 90° Elbow  
(P x P)



**Style P571**  
45° Elbow  
(P x P)



**Style P572**  
Tee  
(P x P x P)



**Style P573**  
Tee with Reducing Branch  
(P x P x P)



**Style P574**  
Concentric Reducer  
(P x P)



**Style P575**  
Flange Adapter  
(P x L)



**Style P576**  
Male Threaded Adapter  
(P x M)



**Style P577**  
Transition Nipple  
(G x T)



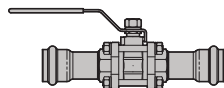
**Style P578**  
Tee with Threaded Branch  
(P x P x F)



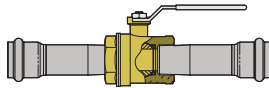
**Style P579**  
Female Threaded Adapter  
(P x F)



**Style P585**  
Threaded Union  
(P x P)



**Style P569**  
Stainless Steel Ball Valve  
(P x P shown)  
(G x G and P x G also available)



**Style P589**  
Brass Body Ball Valve  
(P x P)



**PFT510**  
Vic-Press Tool,  
pg. 155





## StrengThin™ High Pressure Rigid Coupling

STYLE D08

[Download publication 17.30](#) for complete information

- Designed for use on high pressure thin wall super austenitic, duplex and super duplex stainless steel pipe
- Exclusively for use on pipe which feature ends formed with Victaulic's proprietary StrengThin™ groove profile
- Sizes from 2–20" | DN50–DN500
- Pressures up to 1200 psi | 8274 kPa | 83 bar
- Regional availability, contact [Victaulic](#) for details



## StrengThin™ High Pressure Fittings

[Download publication 17.32](#) for complete information

- Designed for use on high pressure thin wall super austenitic, duplex and super duplex stainless steel pipe
- Exclusively for use on pipe which feature ends formed with Victaulic's proprietary *StrengThin* groove profile
- Sizes from 2–20" | DN50–DN500
- Pressures up to 1200 psi | 8274 kPa | 83 bar
- Regional availability, contact [Victaulic](#) for details




**No. 401DX**  
90° Elbow



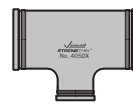
**No. 402DX**  
Tee



**No. 403DX**  
45° Elbow



**No. 404DX**  
Concentric Reducer



**No. 405DX**  
Reducing Tee



**No. 406DX**  
Cap

## Stainless Steel System



## StrenghThin™ 100 Rigid Coupling

STYLE E497

[Download publication 31.02](#) for complete information

- Exclusively for use on thin wall stainless steel pipe which features Victaulic's proprietary StrenghThin™ 100 groove profile
- Sizes from 2–12" | DN50–DN300
- Pressures up to 232 psi | 1600 kPa | 16 bar
- Regional availability, contact [Victaulic](#) for details

### Certifications/Listings:



## StrenghThin™ 100 Rigid Coupling

STYLE E485

[Download publication 31.11](#) for complete information

- Exclusively for use on CNS6331 stainless steel pipe which features Victaulic's proprietary StrenghThin™ 100 groove profile
- Sizes from 2–8" | DN50–DN200
- Pressures up to 300 psi | 2100 kPa | 21 bar
- Regional availability, contact [Victaulic](#) for details

### Certifications/Listings:



[Download publication 10.01](#) for Fire Protection Certifications/Listings

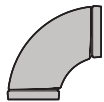


## StrengThin™ 100 Fittings

[Download publication 31.04](#) for complete information

- Exclusively for use on thin wall stainless steel pipe which features Victaulic's proprietary *StrengThin* 100 groove profile
- Sizes from 2–12" | DN50–DN300
- Regional availability, contact [Victaulic](#) for details

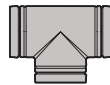
### Certifications/Listings:



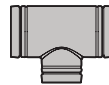
**No. E490**  
90° Elbow



**No. E491**  
45° Elbow



**No. E492**  
Tee



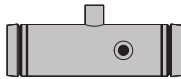
**No. E493**  
Reducing Tee



**No. E494**  
Adapter Nipple  
(ST100 Groove x Plain End)



**No. E494G**  
Adapter Nipple  
(OGS Groove x ST100 Groove)



**No. E494I**  
Instrumentation Nipple  
(ST100 Groove x ST100 Groove)



**No. E495**  
Concentric Reducer



**No. E496**  
Cap



**No. E498**  
Flange Adapter

## Stainless Steel System




### StrenghThin™ 100 Expansion Joint

STYLE E155

[Download publication 31.07](#) for complete information

- Exclusively for use on thin wall stainless steel pipe which features Victaulic's proprietary StrenghThin™ 100 groove profile
- Sizes from 2–12" | DN50–DN300
- Style E155 expansion joints are rated to the working pressure of the coupling used
- Regional availability, contact [Victaulic](#) for details



### StrenghThin™ 100 Suction Diffuser

SERIES E431

[Download publication 31.10](#) for complete information

- Exclusively for use on thin wall stainless steel pipe which features Victaulic's proprietary *StrenghThin* 100 groove profile
- Allows piping assembly at a 90° angle from the pump, saving valuable space in the mechanical room while minimizing cavitation
- Available flanged connections: PN10/PN16
- Sizes from 3–12" | DN80–DN300
- Pressures up to 232 psi | 1600 kPa | 16 bar
- Regional availability, contact [Victaulic](#) for details



**Certifications/Listings:**



[Download publication 10.01](#) for Fire Protection Certifications/Listings  
[Download publication 02.06](#) for ANSI/NSF Potable Water Approvals/Listings

## StrengThin™ 100 Installation-Ready™ Butterfly Valve

SERIES E125

[Download publication 31.05](#) for complete information

- Exclusively for use on thin wall stainless steel pipe which features Victaulic's proprietary StrengThin™ 100 groove profile
- Designed for bi-directional service to full working pressure
- Multiple seat and handle options available
- Sizes from 2–8" | DN50–DN200
- Pressures up to 232 psi | 1600 kPa | 16 bar
- Regional availability, contact [Victaulic](#) for details



**Certifications/Listings:**



[Download publication 10.01](#) for Fire Protection Certifications/Listings  
[Download publication 02.06](#) for ANSI/NSF Potable Water Approvals/Listings

## StrengThin™ 100 Vic-300™ MasterSeal™ Stainless Steel Butterfly Valve

SERIES E461

[Download publication 17.40](#) for complete information

- Exclusively for use on thin wall stainless steel pipe which features Victaulic's proprietary StrengThin 100 groove profile
- Designed for bi-directional, dead end services to full working pressure
- Multiple seat and handle options available
- Sizes from 2–12" | DN50–DN300
- Pressures up to 300 psi | 2068 kPa | 21 bar
- Regional availability, contact [Victaulic](#) for details



**Certifications/Listings:**



[Download publication 10.01](#) for Fire Protection Certifications/Listings  
[Download publication 02.06](#) for ANSI/NSF Potable Water Approvals/Listings

## StrengThin™ 100 Stainless Steel Check Valve

SERIES E416

[Download publication 17.41](#) for complete information

- Exclusively for use on thin wall stainless steel pipe which features Victaulic's proprietary StrengThin 100 groove profile
- Resilient-seat spring return swing check valve designed for horizontal or vertical (upward flow) applications
- Sizes from 2–12" | DN50–DN300
- Pressures up to 300 psi | 2068 kPa | 21 bar
- Regional availability, contact [Victaulic](#) for details

## Potable Water System

Victaulic's potable water product offering centers around its next generation Grade "P" gasket with improved resistance to chlorine, chloramine and other typical potable water disinfectants. The Grade "P" gasket is UL Classified in accordance with ANSI/NSF 61 for cold +73°F | +23°C and hot +180°F | +82°C potable water service and ANSI/NSF 372.






## Stainless Steel / Galvanized Carbon Steel



These couplings utilize the Grade "P" gasket and shall be used on Schedules 10S and 40S stainless steel and Schedules 10 and 40 galvanized carbon steel potable water piping systems only, with an operating temperature of +0°F to +180°F | -18°C to +82°C.

[Download publication 02.06](#) for ANSI/NSF Potable Water Approvals/Listings




### Couplings page

-  QuickVic™ Rigid Coupling for Stainless Steel and Galvanized Carbon Steel Pipe (Style 807N) 73
-  QuickVic Flexible Coupling for Stainless Steel and Galvanized Carbon Steel Pipe (Style 877N) 73
-  Rigid Coupling for Stainless Steel Pipe (Style 889) 73

### Valves page

-  Vic-300 MasterSeal™ Stainless Steel Butterfly Valve (Series 861) 74
-  Stainless Steel Check Valve (Series 816) 74

### Equipment Modules page

-  Pressure Reducing Valve Station (Series 386) 75
-  Single Branch Pressure Reducing Valve Station (Series 386-SB) 75
-  Vertical Pressure Reducing Valve Station (Series 386-V) 75




## Copper

The Victaulic® grooved copper system offers a full line of couplings, fittings and valves for systems rated up to 300 psi | 2068 kPa | 21 bar, as well as a line of roll grooving tools for on-site grooving. The *Victaulic* grooved copper system is cold-formed, eliminating the need for soldering or brazing. The copper connection system joins 2–8" | 54.0–206.4 mm | DN50–DN200 of the following types of copper tube:

- CTS: Types K, L, M or DWV
- Australian Standard: Types A, B or D
- European EN 1057: R250

[Download publication 02.06](#) for ANSI/NSF Potable Water Approvals/Listings

### Couplings page

	QuickVic™ Rigid Coupling for CTS Copper	76
	Rigid Coupling for Australian Standard and European Copper	76
	Installation-Ready™ Transition Coupling for CTS Copper to Stainless Steel for Potable Water	76


### Adapter page

	Vic-Flange Adapter for CTS and European Copper	77
---	--	----


### Outlet page

	Mechanical-T Bolted Branch Outlet and Cross Assemblies for CTS Copper	77
---	---	----

### Fittings page

	Dielectric Fitting for CTS Copper	77
	Fittings for CTS, Australian Standard and European Copper	78

### Valve page




	Butterfly Valve for CTS and Australian Standard Copper	79
---	--	----

## CPVC/PVC

These couplings utilize the Grade “P” gasket and shall be used on Schedules 40 and 80 CPVC/PVC potable water piping systems only, with an operating temperature of +0°F to +180°F | -18°C to +82°C.

[Download publication 02.06](#) for ANSI/NSF Potable Water Approvals/Listings

### Couplings page

	Installation-Ready™ Rigid Coupling for CPVC/PVC Pipe (Style 857)	80
	Installation-Ready Transition Coupling for CPVC/PVC Pipe (Style 856)	80
	Reducing Coupling for CPVC/PVC Pipe (Style 858)	80

## Potable Water System



### Certifications/Listings:



[Download publication 02.06](#) for ANSI/NSF Potable Water Approvals/Listings

## QuickVic™ Rigid Coupling for Stainless Steel and Galvanized Carbon Steel Pipe

STYLE 807N

[Download publication 06.28](#) for complete information

- Utilizes Grade “P” gasket with improved resistance to typical potable water disinfectants
- Angled bolt pad housing design provides rigidity
- Sizes from 2–12" | DN50–DN300
- Pressures up to 750 psi | 5171 kPa | 52 bar
- Regional availability, contact [Victaulic](#) for details



### Certifications/Listings:



[Download publication 02.06](#) for ANSI/NSF Potable Water Approvals/Listings

## QuickVic™ Flexible Coupling for Stainless Steel and Galvanized Carbon Steel Pipe

STYLE 877N

[Download publication 06.29](#) for complete information

- Utilizes Grade “P” gasket with improved resistance to typical potable water disinfectants
- Flexible pipe joint which allows for expansion, contraction and deflection
- Sizes from 2–8" | DN50–DN200
- Pressures up to 1000 psi | 6895 kPa | 69 bar
- Regional availability, contact [Victaulic](#) for details



### Certifications/Listings:



[Download publication 02.06](#) for ANSI/NSF Potable Water Approvals/Listings

## Rigid Coupling for Stainless Steel Pipe

STYLE 889

[Download publication 17.29](#) for complete information

- Utilizes Grade “P” gasket with improved resistance to typical potable water disinfectants
- Reduces linear or angular movement and useful for valve connections where rigidity is required
- Sizes from 2–12" | DN50–DN300
- Pressures up to 750 psi | 5171 kPa | 52 bar
- Regional availability, contact [Victaulic](#) for details





**Certifications/Listings:**



[Download publication 02.06](#) for ANSI/NSF Potable Water Approvals/Listings

## Vic-300™ MasterSeal™ Stainless Steel Butterfly Valve

SERIES 861

[Download publication 17.45](#) for complete information

- Utilizes Grade “P” gasket with improved resistance to typical potable water disinfectants
- Designed for bi-directional, dead end services to full working pressure
- Sizes from 2–12" | DN50–DN300
- Pressures up to 300 psi | 2068 kPa | 21 bar
- Regional availability, contact [Victaulic](#) for details



**Certifications/Listings:**



[Download publication 02.06](#) for ANSI/NSF Potable Water Approvals/Listings

## Stainless Steel Check Valve

SERIES 816

[Download publication 17.46](#) for complete information

- Utilizes Grade “P” gasket with improved resistance to typical potable water disinfectants
- Resilient-seat spring return swing check valve designed for horizontal or vertical (upward flow) applications
- Sizes from 2–12" | DN50–DN300
- Pressures up to 300 psi | 2068 kPa | 21 bar
- Regional availability, contact [Victaulic](#) for details

OGS

AGS

V/BSP

Hole Cut

Plain End

Stainless Steel

Potable Water

Shouldered Steel

Ductile Iron

High Performance

Hydronic Balancing

HDPE

Aquamine™ PVC

CPVC/PVC

Specialty

Tools

Gaskets, Seals and O-Rings

Design Data

Reference Guide

## Potable Water System



### Certifications/Listings:



[Download publication 02.06](#) for ANSI/NSF Potable Water Approvals/Listings

## Pressure Reducing Valve Station

### SERIES 386

[Download publication 102.16](#) for complete information

- Utilizes Grade “P” gasket with improved resistance to typical potable water disinfectants
- Reduces and controls potable water system pressure to specified safe levels, independent of upstream pressure and flow variations
- Sizes from 2 × 1½" through 6 × 2" | DN50 × DN40 through DN150 × DN50
- Pressures up to 300 psi | 2068 kPa | 21 bar
- Regional availability, contact [Victaulic](#) for details



### Certifications/Listings:



[Download publication 02.06](#) for ANSI/NSF Potable Water Approvals/Listings

## Single Branch Pressure Reducing Valve Station

### SERIES 386-SB

[Download publication 102.17](#) for complete information

- Utilizes Grade “P” gasket with improved resistance to typical potable water disinfectants
- Designed to fit into areas with extreme spatial constraints
- Includes a low-flow bypass feature for optimum low-flow pressure control
- Sizes from 1½–6" | DN40–DN150
- Pressures up to 300 psi | 2068 kPa | 21 bar
- Regional availability, contact [Victaulic](#) for details



### Certifications/Listings:



[Download publication 02.06](#) for ANSI/NSF Potable Water Approvals/Listings

## Vertical Pressure Reducing Valve Station

### SERIES 386-V

[Download publication 102.19](#) for complete information

- Utilizes Grade “P” gasket with improved resistance to typical potable water disinfectants
- Designed to fit into closets
- Sizes from 1½–4" | DN40–DN100
- Pressures up to 300 psi | 2068 kPa | 21 bar
- Regional availability, contact [Victaulic](#) for details



## QuickVic™ Rigid Coupling for CTS Copper

STYLE 607

[Download publication 22.13](#) for complete information

- Utilizes Grade “P” gasket with improved resistance to typical potable water disinfectants
- Designed for use on K, L, M or DWV copper tubing and available in sizes from 2–8" | 54.0–206.4 mm
- Pressures up to 300 psi | 2068 kPa | 21 bar
- Regional availability, contact [Victaulic](#) for details

### Certifications/Listings:



[Download publication 02.06](#) for ANSI/NSF Potable Water Approvals/Listings



## Rigid Coupling for Australian Standard and European Copper

STYLE 606-AS and STYLE 606

[Download publication 22.51](#) for Australian Standard  
[Download publication 22.11](#) for European

- Style 606-AS for Australian Standard copper designed for use on Types B and D copper tubing and available in sizes from 2–8" | DN50–DN200
- Style 606 for European copper designed for use on R250 copper tubing and available in sizes from 2–6" | DN50–DN150
- Pressures up to 355 psi | 2448 kPa | 24 bar
- Regional availability, contact [Victaulic](#) for details

### Certifications/Listings:



## Installation-Ready™ Transition Coupling for CTS Copper to Stainless Steel for Potable Water

STYLE 644

[Download publication 22.44](#) for complete information


- Utilizes Grade “P” gasket with improved resistance to typical potable water disinfectants
- Designed for use only on Types 304 or 316 Schedules 10S and 40S stainless steel pipe and ASTM B88 Types K, L and M copper tubing and ASTM B306 Type DWV copper tubing
- Sizes from 2–6" | DN50–DN150
- Pressures up to 300 psi | 2068 kPa | 21 bar
- Regional availability, contact [Victaulic](#) for details

### Certifications/Listings:



[Download publication 02.06](#) for ANSI/NSF Potable Water Approvals/Listings

## Potable Water System



### Certifications/Listings:



[Download publication 10.01](#) for Fire Protection Certifications/Listings


## Vic-Flange Adapter for CTS and European Copper

STYLE 641

[Download publication 22.03](#) for CTS

[Download publication 22.11](#) for European

- Adapter for CTS copper utilizes Grade “P” gasket with improved resistance to typical potable water disinfectants
- Sizes from 2–6" | 54.0–155.6 mm | DN50–DN150
- Pressures up to 300 psi | 2068 kPa | 21 bar
- Regional availability, contact [Victaulic](#) for details



### Certifications/Listings:



[Download publication 02.06](#) for ANSI/NSF Potable Water Approvals/Listings

## Mechanical-T Bolted Branch Outlet and Cross Assemblies for CTS Copper

STYLE 622

[Download publication 22.12](#) for complete information

- Utilizes Grade “P” gasket with improved resistance to typical potable water disinfectants
- Provides a direct branch connection at any location on K, L and M copper tubing
- Sizes from 2½–4" | 66.7–104.8 mm
- Pressures up to 300 psi | 2068 kPa | 21 bar
- Regional availability, contact [Victaulic](#) for details



### Certifications/Listings:



[Download publication 02.06](#) for ANSI/NSF Potable Water Approvals/Listings

## Dielectric Fitting for CTS Copper

STYLE 647

[Download publication 22.21](#) for complete information

- Used to join carbon steel or stainless steel pipe to copper tubing with one fitting
- Available in Groove × Groove, Groove × Thread or Thread × Thread
- Sizes from ½–4" | 12.2–104.8 mm
- Pressures up to 300 psi | 2068 kPa | 21 bar
- Regional availability, contact [Victaulic](#) for details



**Certifications/Listings:**

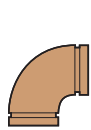


[Download publication 10.01](#) for Fire Protection Certifications/Listings  
[Download publication 02.06](#) for ANSI/NSF Potable Water Approvals/Listings

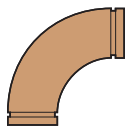
## Fittings for Copper

[Download publication 22.04](#) for CTS  
[Download publication 22.52](#) for Australian Standard  
[Download publication 22.11](#) for European

- Full-flow, standard radius copper fittings are supplied as either roll grooved wrought copper or bronze fittings
- Designed for installation in copper systems using either a Style 607 rigid coupling, Style 606 rigid coupling, or a Style 641 flange adapter
- Sizes from 2–8" | 54.0–206.4 mm | DN50–DN200 for CTS and European copper
- Sizes from 2–6" | 50.8–152.4 mm | DN50–DN150 for Australian Standard copper
- Pressures up to 300 psi | 2068 kPa | 21 bar
- Regional availability, contact [Victaulic](#) for details



**No. 610**  
**No. 610-AS**  
**No. 610-EN**  
 90° Elbow



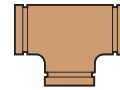
**No. 610-LR-AS**  
 90° Long  
 Radius Elbow



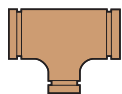
**No. 611**  
**No. 611-AS**  
**No. 611-EN**  
 45° Elbow



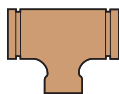
**No. 611-LR-AS**  
 45° Long  
 Radius Elbow



**No. 620**  
**No. 620-AS**  
**No. 620-EN**  
 Tee



**No. 625**  
**No. 625-AS**  
**No. 625-EN**  
 Reducing Tee  
 (Groove x Groove  
 x Groove)



**No. 626**  
**No. 626-EN**  
 Reducing Tee  
 (Groove x Groove  
 x Cup)



**No. 643**  
 Adapter  
 Nipple



**No. 650**  
**No. 650-AS**  
**No. 650-EN**  
 Concentric  
 Reducer  
 (Groove x Groove)



**No. 652**  
**No. 652-EN**  
 Concentric  
 Reducer  
 (Groove x Cup)



**No. 660**  
**No. 660-AS**  
**No. 660-EN**  
 Cap

## Potable Water System



## Butterfly Valve for CTS and Australian Standard Copper

SERIES 608N and SERIES 608N-AS

[Download publication 22.14](#) for CTS

- Joins quickly to copper tube by utilizing Style 607 rigid couplings
- Series 608N utilizes Grade “P” gasket with improved resistance to typical potable water disinfectants
- Series 608N for CTS copper available in sizes from 2½–6" | 50.8–152.4 mm
- Series 608N-AS for Australian Standard copper available in sizes from 2–6" | DN50–DN150
- Pressures up to 300 psi | 2068 kPa | 21 bar
- Regional availability, contact [Victaulic](#) for details

### Certifications/Listings:



[Download publication 02.06](#) for ANSI/NSF Potable Water Approvals/Listings



**Certifications/Listings:**



[Download publication 02.06](#) for ANSI/NSF Potable Water Approvals/Listings

## Installation-Ready™ Rigid Coupling for CPVC/PVC Pipe

STYLE 857

[Download publication 33.17](#) for complete information

- Utilizes Grade “P” gasket with improved resistance to typical potable water disinfectants
- Exclusively for use on CPVC/PVC pipe featuring Victaulic’s proprietary PGS-300 groove profile
- Sizes from 2 – 12" | DN50 – DN300
- Refer to the publication for maximum pressure ratings and temperature reduction factors
- Regional availability, contact [Victaulic](#) for details



**Certifications/Listings:**



[Download publication 02.06](#) for ANSI/NSF Potable Water Approvals/Listings

## Installation-Ready™ Transition Coupling for CPVC/PVC Pipe

STYLE 856

[Download publication 33.16](#) for complete information

- Utilizes Grade “P” gasket with improved resistance to typical potable water disinfectants
- Provides a direct connection for Victaulic® PGS-300 grooved end CPVC/PVC pipe or fittings to Victaulic OGS grooved end IPS or stainless steel pipe, fittings or valves of the same nominal size
- Sizes from 2 – 12" | DN50 – DN300
- Refer to the publication for maximum pressure ratings and temperature reduction factors
- Regional availability, contact [Victaulic](#) for details



**Certifications/Listings:**



[Download publication 02.06](#) for ANSI/NSF Potable Water Approvals/Listings

## Reducing Coupling for CPVC/PVC Pipe

STYLE 858

[Download publication 33.18](#) for complete information

- Utilizes Grade “P” gasket with improved resistance to typical potable water disinfectants
- Exclusively for use on CPVC/PVC pipe featuring Victaulic’s proprietary PGS-300 groove profile
- Sizes from 2½ × 2" – 10 × 8" | 73.0 mm × DN50 – DN250 × DN200
- Refer to the publication for maximum pressure ratings and temperature reduction factors
- Regional availability, contact [Victaulic](#) for details




## Shouldered Steel System

Victaulic offers a range of couplings, fittings and valves for shouldered piping systems from 2–12" | DN50–DN300, up to 610 psi | 4200 kPa | 42 bar. Style SC77 features Installation-Ready™ technology which eliminates loose parts and speeds installation time.

[Download publication 02.06](#) for ANSI/NSF Potable Water Approvals/Listings



### Couplings



-  *Installation-Ready* Flexible Coupling for Shouldered Steel Pipe (Style SC77) 82
-  Flexible Coupling for Shouldered Steel Pipe (Style SC85) 82
-  Transition Coupling for HDPE to Shouldered Steel (Style SC998) 82

### page

### Fittings

-  Shouldered Steel Fittings 83

### Valves

-  Shouldered Gate Valve (Series 7S2) 84
-  Shouldered Butterfly Valve (Series 761SC) 84

### page

### page





## Installation-Ready™ Flexible Coupling for Shouldered Steel Pipe

### STYLE SC77

[Download publication 16.10](#) for complete information

- Sizes from 2–8" | DN50–DN200 (pipe O.D.)
- Pressures up to 580 psi | 4000 kPa | 40 bar
- Supplied standard with galvanized coating
- Regional availability, contact [Victaulic](#) for details




## Flexible Coupling for Shouldered Steel Pipe

### STYLE SC85

[Download publication 16.21](#) for complete information

- Sizes from 2–12" | DN50–DN300 (pipe O.D.)
- Pressures up to 610 psi | 4200 kPa | 42 bar
- Supplied standard with galvanized coating
- Regional availability, contact [Victaulic](#) for details



## Transition Coupling for HDPE to Shouldered Steel

### STYLE SC998

[Download publication 19.08](#) for complete information

- Sizes available to join 63–110 mm HDPE pipe to 2–4" | DN50–DN100 shouldered pipe (pipe O.D.)
- Pressure rating conforms to the maximum pressure rating of the pipe
- Regional availability, contact [Victaulic](#) for details

## Shouldered Steel System



## Shouldered Steel Fittings

[Download publication 07.06](#) for complete information

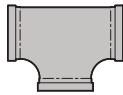
- Shouldered end fittings are designed to be installed using either the Style SC77 Installation-Ready™ flexible coupling or the Style SC85 flexible coupling
- Sizes from 2–8" | DN50–DN200 (pipe O.D.)
- Pressure ratings conform to ratings of installed coupling
- Fittings supplied standard with galvanized coating
- Regional availability, contact [Victaulic](#) for details



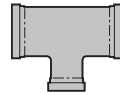
**No. SC10**  
90° Elbow



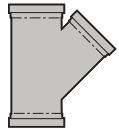
**No. SC11**  
45° Elbow



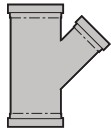
**No. SC20**  
Tee



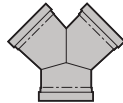
**No. SC25**  
Reducing Tee



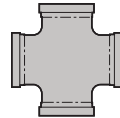
**No. SC30**  
45° Lateral



**No. SC30-R**  
45° Reducing Lateral



**No. SC33**  
True Wye



**No. SC35**  
Cross



**No. SC45F**  
Flat Face Flanged Adapter Nipple



**No. SC45R**  
Raised Face Flanged Adapter Nipple



**No. SC50**  
Concentric Reducer



**No. SC60**  
Cap



## Shouldered Gate Valve

SERIES 7S2

[Download publication 08.44](#) for complete information

- Non-Rising Stem (NRS) gate valve designed in accordance with AS-2638.2
- Sizes from 3–8" | DN80–DN200 (pipe O.D.)
- Pressures up to 365 psi | 2517 kPa | 25 bar
- Regional availability, contact [Victaulic](#) for details



## Vic-300™ MasterSeal™ Shouldered Butterfly Valve

SERIES 761SC

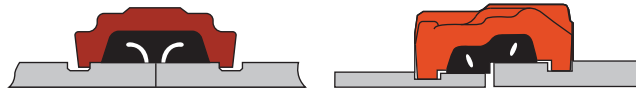
[Download publication 08.31](#) for complete information













- Designed for bi-directional, dead end services to full working pressure
- Available bare, with gear operator, with lever lock handle and memory stop or with 10-position handle and memory stop
- Sizes from 2–8" | DN50–DN200 (pipe O.D.)
- Pressures up to 300 psi | 2068 kPa | 21 bar
- Regional availability, contact [Victaulic](#) for details

## Ductile Iron System

The Victaulic® grooved ductile iron piping system is the fastest and easiest method for joining ductile iron pipe with 75% fewer bolts than flanging. *Victaulic* grooved piping components are available for use on AWWA C-606 class 53 pipe or heavier, and have a pressure rating of up to 500 psi | 3447 kPa | 34 bar, with a size range from 3–36" | DN80–DN900. Flush-Seal™ gaskets are specifically designed to seal on ductile iron pipe surfaces providing a triple seal to promote leak-free service for the life of the system.

[Download publication 02.06](#) for ANSI/NSF Potable Water Approvals/Listings



<b>Couplings</b>	<b>page</b>	<b>Outlet</b>	<b>page</b>
 Coupling for Ductile Iron (Style 31)	86	 <i>Mechanical-T</i> Spigot Outlet (Style 926)	45
 Transition Coupling for IPS to Ductile Iron (Style 307)	86		
		<b>Valves</b>	<b>page</b>
<b>Adapter</b>	<b>page</b>	 Check Valve for Ductile Iron (Series 317)	89
 <i>Vic-Flange</i> Adapter for Ductile Iron (Style 341)	86	 <i>Vic-Plug</i> Valve for Ductile Iron (Series 365)	89
<b>Fittings</b>	<b>pages</b>	 OS&Y Gate Valve (Series 371)	17
 Fittings for Ductile Iron	87–88	 NRS Gate Valve (Series 372)	17
		 AGS OS&Y Gate Valve (Series W371)	34
		 AGS NRS Gate Valve (Series W372)	34
<b>Expansion Joints</b>	<b>page</b>		
 Dynamic Movement Joint (Style 257C)	89		



**Certifications/Listings:**



[Download publication 10.01](#) for Fire Protection Certifications/Listings

## Coupling for Ductile Iron

### STYLE 31

[Download publication 23.02](#) for complete information

- Coupling meets or exceeds the requirements of AWWA C606
- Provides a rigid or flexible joint on Class 53 or heavier wall pipe
- Sizes from 3–36" | DN80–DN900
- Pressures up to 500 psi | 3447 kPa | 34 bar
- Optional coatings include orange enamel, coal tar epoxy, organic zinc primer and bituminous
- Regional availability, contact [Victaulic](#) for details



**Certifications/Listings:**



[Download publication 10.01](#) for Fire Protection Certifications/Listings

## Transition Coupling for IPS to Ductile Iron

### STYLE 307

[Download publication 23.03](#) for complete information

- Coupling meets or exceeds the requirements of AWWA C606
- Single transition for connecting grooved end IPS steel to grooved end ductile iron
- Sizes from 3–12" | DN80–DN300
- Pressures up to 500 psi | 3447 kPa | 34 bar
- Optional coatings include galvanized, organic zinc primer and bituminous
- Regional availability, contact [Victaulic](#) for details



**Certifications/Listings:**



[Download publication 10.01](#) for Fire Protection Certifications/Listings

## Vic-Flange Adapter for Ductile Iron

### STYLE 341

[Download publication 23.04](#) for complete information

- Designed for direct connection of flanged components into a grooved cast or ductile system
- Sizes from 3–24" | DN80–DN600
- Pressures up to 250 psi | 1724 kPa | 17 bar
- Optional coatings include coal tar epoxy, organic zinc primer and bituminous
- Regional availability, contact [Victaulic](#) for details

OGS

AGS

VBSP

Hole Cut

Plain End

Stainless Steel

Potable Water

Shouldered Steel

Ductile Iron

High Performance

Hydronic Balancing

HDPE

Aquamine™ PVC

CPVC/PVC

Specialty

Tools

Gaskets, Seals and O-Rings

Design Data

Reference Guide

## Ductile Iron System



### Certifications/Listings:



[Download publication 10.01](#) for Fire Protection Certifications/Listings

[Download publication 02.06](#) for ANSI/NSF Potable Water Approvals/Listings

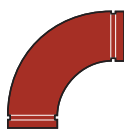
## Fittings for Ductile Iron

[Download publication 23.05](#) for complete information

- Supplied with rigid radius grooves in accordance with ANSI/AWWA C-606
- Conform to ANSI 21.10/AWWA C-110 for center-to-end dimensions and AWWA C-153 or ANSI 21.10/AWWA C-110 for wall thicknesses
- Available with a wide variety of coatings and linings
- Victaulic can supply tapped fittings that meet ANSI B16.1 dimensions
- Sizes from 3–36" | DN80–DN900
- Regional availability, contact [Victaulic](#) for details



**No. 10-C**  
90° Elbow



**No. 100-C**  
90° Long Radius Elbow



**No. 10-CB**  
Base Elbow



**No. 100-CB**  
Long Radius Base Elbow



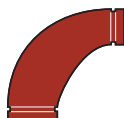
**No. 10-CF**  
90° Flare



**No. 100-CF**  
90° Long Radius Flare



**No. 10-CR**  
90° Reducing Elbow



**No. 100-CR**  
90° Long Radius Reducing Elbow



**No. 10-CS**  
90° Side Outlet



**No. 11-C**  
45° Elbow



**No. 12-C**  
22 1/2° Elbow



**No. 13-C**  
11 1/4° Elbow



**No. 20-C**  
Tee



**No. 20-CB**  
Base Tee



**No. 20-CS**  
Tee Side Outlet



**No. 21-C**  
Bullhead Tee



**No. 25-C**  
Reducing Tee



**No. 25-CB**  
Reducing Base Tee



## Fittings for Ductile Iron

[Download publication 23.05](#) for complete information

- Supplied with rigid radius grooves in accordance with ANSI/AWWA C-606
- Conform to ANSI 21.10/AWWA C-110 for center-to-end dimensions and AWWA C-153 or ANSI 21.10/AWWA C-110 for wall thicknesses
- Available with a wide variety of coatings and linings
- Victaulic can supply tapped fittings that meet ANSI B16.1 dimensions
- Sizes from 3–36" | DN80–DN900
- Regional availability, contact [Victaulic](#) for details

### Certifications/Listings:



[Download publication 10.01](#) for Fire Protection Certifications/Listings  
[Download publication 02.06](#) for ANSI/NSF Potable Water Approvals/Listings



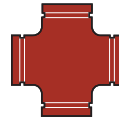
**No. 30-C**  
45° Lateral



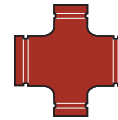
**No. 30-CR**  
45° Reducing Lateral



**No. 33-C**  
True Wye



**No. 35-C**  
Cross



**No. 35-CR**  
Reducing Cross



**No. 43-CF**  
Straight Flare



**No. 50-C**  
Concentric Reducer



**No. 51-C**  
Eccentric Reducer



**No. 60-C**  
Cap

## Ductile Iron System




### Dynamic Movement Joint

STYLE 257C

[Download publication 23.17](#) for complete information

- M11 Compliant assembly built to accommodate dynamic movement up to 4" | 102 mm including differential settlement, seismic and thermal movement
- Sizes from 3–36" | DN80–DN900 ductile iron and cast iron pipe
- Working pressure is equal to the Style 31 coupling on equivalent wall thickness pipe, [download publication 23.02](#) for complete information



### Check Valve for Ductile Iron

SERIES 317

[Download publication 23.09](#) for complete information

- Conforms to AWWA C-508 requirements for water and wastewater treatment services
- Sizes from 3–12" | DN80–DN300
- Pressures up to 175 psi | 1207 kPa | 12 bar
- Regional availability, contact [Victaulic](#) for details



### Vic-Plug Valve for Ductile Iron

SERIES 365

[Download publication 23.06](#) for complete information

- Conforms to AWWA C-509 requirements for end-to-end dimensions
- Round port provides better flow and allows easier passage of cleaning pigs
- Sizes from 3–12" | DN80–DN300
- Pressures up to 175 psi | 1207 kPa | 12 bar
- Regional availability, contact [Victaulic](#) for details